



天翔机械
TIANXIANG MACHINE



液压软管接头

HYDRAULIC HOSE FITTINGS

浙江天翔机械配件有限公司

ZHEJIANG TIANXIANG MACHINE FITTINGS CO.,LTD

企业简介

浙江天翔机械配件有限公司从 1999 年建立发展，公司致力于生产各种液压软管接头和过渡接头。我们始终追求卓越，以标准化和智能化为指导原则，积极布局全球市场，产品远销 25 个国家和地区，产品广泛应用于工程机械，航空航天，交通运输，采矿机械，农业机械，冶金，船舶港口设备，石油机械等领域。质量可靠，赢得客户一致好评。

公司坐落于素有“五金之乡”的浙江省诸暨市店口镇，目前公司拥有四个全自动数字化生产车间和一个占地 5000 平米的仓库，年产液压软管接头 3000 万件，过渡接头 1000 万件。通过 25 年的生产经验，我们始终秉持智造理念，引进先进设备，积极自主研发适合我们的智造设备，为智造赋能，助力我们的发展更上一层楼。为早日成为国际一流的超级工厂，浙江天翔日以夜继，声声不息，积极探索未来产品的无限潜力，专注品控，积极向市场大数量高品质的供应液压产品。

我们用国内顶尖的生产规模，为客户解决供需，为客户设计优化，加强创新，为更多的客户发展助力。聚焦客户的需求，持续为客户创造最大的价值，是浙江天翔永远坚守的承诺。

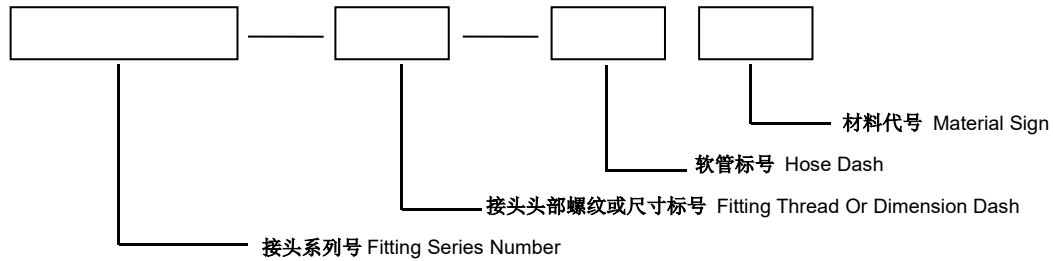
COMPANY PROFILE

Zhejiang Tianxiang Machinery Parts Co., Ltd. was established in 1999, the company is committed to producing all kinds of hydraulic hose joints and transition joints. We always pursue excellence, with standardization and intelligence as the guiding principle, actively layout the global market, products are exported to 25 countries and regions, products are widely used in construction machinery, aerospace, transportation, mining machinery, agricultural machinery, metallurgy, ship port equipment, petroleum machinery and other fields. Reliable quality, win customer praise.

The company is located in Dikou Town, Zhuji City, Zhejiang Province, known as the "hometown of hardware". At present, the company has four automatic digital production workshops and a warehouse covering an area of 5000 square meters, with an annual output of 30 million hydraulic hose joints and 10 million transition joints. Through 25 years of production experience, we have always adhered to the concept of intelligent manufacturing, introduced advanced equipment, and actively developed intelligent manufacturing equipment suitable for us, empowering intelligent manufacturing and helping our development to a higher level. In order to become an international first-class super factory as soon as possible, Zhejiang Tianxiang continues day and night, actively explore the unlimited potential of future products, focus on quality control, and actively supply a large number of high-quality hydraulic products to the market.

We use the top production scale in China to solve the supply and demand for customers, optimize the design for customers, strengthen innovation, and help more customers develop. Focusing on the needs of customers and continuously creating the greatest value for customers is the commitment of Zhejiang Tianxiang forever.

软管接头代号说明 How To Order Hose Fitting



材料 MATERIAL	碳钢 CARBON STEEL	铜 COPPER	不锈钢 STAINLESS STEEL
代号 SIGN	----	BR	SS

软管公称内径 HOSE DN	3	4	5	6	8	10	12	16	20	22	25	32	40	45	50	64
软管标号 HOSE DASH	-01	-02	-03	-04	-05	-06	-08	-10	-12	-14	-16	-20	-24	-28	-32	-40

英管螺纹 BSP THREAD	G1/8" X28	G1/4" X19	-	G3/8" X19	G1/2" X14	G5/8" X14	G3/4" X14	G1"X1 1	G1.1/4 "X11	G1.1/2 "X11	G2"X1 1
英锥管螺纹 BSPT THREAD	R1/8" X28	R1/4" X19	-	R3/8" X19	R1/2" X14	-	R3/4" X14	R1"X1 1	R1.1/4 "X11	R1.1/2 "X11	R2"X1 1
布锥管螺纹 NPT THREAD	Z1/8" X27	Z1/4" X18	-	Z3/8" X18	Z1/2" X14	-	Z3/4" X14	Z1" X11.5	Z1.1/4 "X11.5	Z1.1/2 "X11.5	Z2" X11.5
JIC 螺纹 JIC THREAD	-	7/16" X20	1/2" x20	9/16" X18	3/4" X16	7/8" X14	1.1/16 "X12	1.5/16 " X12	1.5/8" X12	1.7/8" X12	2.1/2" X12
法兰规格 FLANGE SIZE	-	-	-	-	1/2"	-	3/4"	1"	1.1/4"	1.1/2"	2"
标号 DASH	-02	-04	-05	-06	-08	-10	-12	-16	-20	-24	-32

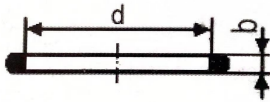
注:公制螺纹标号与螺纹外径一致。

Note:The dash of metric thread accords with the O.D of thread.

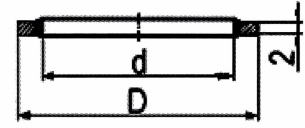
标注示例:15611 系列,接头螺纹为 Z1/2"X14,配用软管内径为 12mm,用碳钢制作的接头,代号为 15611-08-08,如用不锈钢制作,代号为 15611-08-08SS。

Example:Fitting series is 15611,fitting thread is Z1/2"X14,hose bore is 12mm and is made of carbon steel the number is 15611-08-08,if made of stainless steel,the number is 1561-08-08SS。

密封件 Seal



O 形圈 O Ring



组合垫 Bonded Seal

DIN 24°锥轻系列 O 形圈密封用 O 形圈 For DIN 24° Cone O Ring L.T.

O 形圈代号 PART NO.	螺纹 THREAD	d	b	管子外径 TUBE O.D.
O04.5x1.5	M12X1.5	4.5	1.5	6
O06.5x1.5	M14X1.5	6.5	1.5	8
O08.0x1.5	M16X1.5	8.0	1.5	10
O10.0x1.5	M18X1.5	10.0	1.5	12
O12.0x2.0	M22X1.5	12.0	2.0	15
O15.0x2.0	M26X1.5	15.0	2.0	18
O15.0x2.0	M27X1.5	15.0	2.0	18
O20.0x2.0	M30X2	20.0	2.0	22
O26.0x2.0	M36X2	26.0	2.0	28
O32.0x2.5	M45X2	32.0	2.5	35
O38.0x2.5	M52X2	38.0	2.5	42

DIN 24°锥重系列 O 形圈密封用 O 形圈 For DIN 24° Cone O Ring H.T.

O 形圈代号 PART NO.	螺纹 THREAD	d	b	管子外径 TUBE O.D.
O04.5x1.5	M14X1.5	4.5	1.5	6
O06.5x1.5	M16X1.5	6.5	1.5	8
O08.0x1.5	M18X1.5	8.0	1.5	10
O10.0x1.5	M20X1.5	10.0	1.5	12
O11.0x2.0	M22X1.5	11.0	2.0	14
O13.0x2.0	M24X1.5	13.0	2.0	16
O16.3x2.4	M30X2	16.3	2.4	20
O20.3x2.4	M36X2	20.3	2.4	25
O25.3x2.4	M42X2	25.3	2.4	30
O33.3x2.4	M52X2	33.3	2.4	38

SAE 法兰用 O 形圈 For SAE Flange O Ring

O 形圈代号 PART NO.	法兰型号 FLANGE SIZE	d	b
O210	1/2"	18.64	3.53
O214	3/4"	24.99	3.53
O219	1"	32.92	3.53
O222	1.1/4"	37.69	3.53
O225	1.1/2"	47.22	3.53
O228	2"	56.74	3.53
O232	2.1/4"	69.44	3.53

JIS 法兰用 O 形圈 For JIS Flange O Ring

O 形圈代号 PART NO.	法兰型号 FLANGE SIZE	d	b
O212	5/8"	21.82	3.53

英管外螺纹 O 形圈密封接头用 O 形圈 For BSP Male O Ring

O 形圈代号 PART NO.	螺纹 THREAD	d	b
O111	G1/4"X19	10.77	2.62
O113	G3/8"X19	13.94	2.62
O115	G1/2"X14	17.12	2.62
O910	G5/8"X14	19.18	2.46
O119	G3/4"X14	23.47	2.62
O217	G1"X11	29.74	3.53
O222	G1.1/4"X11	37.69	3.53
O224	G1.1/2"X11	44.04	3.53
O139	G2"X11	54	3

附加资料 INFORMATION

美制 ORFS 外螺纹平面 O 形圈密封用 O 形圈 For ORFS Male O Ring

O 形圈代号 PART NO.	螺纹 THREAD	d	b
O011	9/16"X18UNF	7.65	1.78
O012	11/16"X16UN	9.25	1.78
O014	13/16"X16UN	12.42	1.78
O016	1"X14UNSF	15.6	1.78
O018	1.3/16"X12UN	18.77	1.78
O021	1.7/16"X12UN	23.52	1.78
O025	1.11/16"X12UN	29.87	1.78
O029	2"X12UN	37.82	1.78

英管内螺纹 60°外锥面用 O 形圈 For BSP Female 60°Cone O Ring

O 形圈代号 PART NO.	螺纹 THREAD	d	b
O171	G3/4"X14	17.1	1.6
O221	G1"X11	22.1	1.6
O291	G1.1/4"X11	29.1	1.6
O351	G1.1/2"X11	35.1	1.6

水管接头用 O 形圈 For Waterwash O Ring

O 形圈代号 PART NO.	螺纹 THREAD	d	b
O10.0x2.0	M22X1.5	10.0	2.0

SAE 矿用接头用 O 形圈 For SAE Staplelok O Ring

O 形圈代号 PART NO.	接头规格 FITTING SIZE	d	b
O06.0x2.0	-04	6.0	2.0
O10.0x2.0	-06	10.0	2.0
O13.0x2.5	-08	13.0	2.5
O19.0x2.5	-12	19.0	2.5
O25.0x2.5	-16	25.0	2.5
O33.0x2.5	-20	33.0	2.5
O40.0x3.0	-24	40.0	3.0
O50.0x3.0	-32	50.0	3.0

美制 SAE 外螺纹 O 形圈密封接头用 O 形圈 For SAE Male O Ring

O 形圈代号 PART NO.	螺纹 THREAD	d	b
O904	7/16"X20UNF	8.92	1.83
O905	1/2"X20UNF	10.52	1.83
O906	9/16"X18UNF	11.89	1.98
O908	3/4"X16UNF	16.36	2.21
O910	7/8"X14UNF	19.18	2.46
O912	1.1/16"X12UN	23.47	2.95
O914	1.3/16"X12UN	26.62	2.95
O916	1.5/16"X12UN	29.74	2.95
O920	1.5/8"X12UN	37.46	3.00
O924	1.7/8"X12UN	43.69	3.00
O932	2.1/2"X12UN	59.36	3.00

六角端面密封用组合垫 Bonded Seal

组合垫代号 PART NO.	螺纹 THREAD	d	b
ZHD-10	M10、G1/8"	10.4	16
ZHD-14	M14、G1/4"	14.4	20
ZHD-16	M16	16.4	22
ZHD-18	M18、G3/8"	18.4	25
ZHD-22	M22、G1/2"	22.5	30
ZHD-24	M24	24.5	32
ZHD-27	M27、G3/4"	27.5	35
ZHD-30	M30	30.5	38
ZHD-33	M33、G1"	33.5	42
ZHD-36	M36	36.6	46
ZHD-42	M42、G1.1/4"	42.6	53
ZHD-45	M45	45.6	56
ZHD-48	M48、G1.1/2"	48.7	60
ZHD-52	M52	52.7	66
ZHD-60	M60、G2"	60.7	75

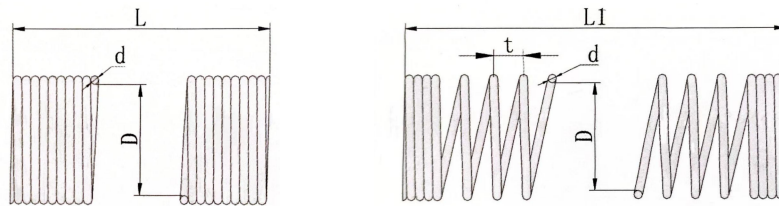
弹簧护套 Spring Guard

SP-弹簧护套是用耐磨钢丝制造,能保护软管免受磨损,延长软管的使用寿命。护套规格用弹簧内径表示。

用法:先测量软管的外径,选择最接近内径尺寸的弹簧,剪下一段大约等于 1/3 软管长度的弹簧,把弹簧拉长至整个软管的长度,从弹簧缠绕的相反方向把弹簧旋入软管外层,然后加上接头扣压。

SP-Spring guards are made of wear resistant wire and plated,they can protect hoses from wear, abrasion and deep cuts,thus prolong the working life of hose lines.

Installation Guide:Choose a spring guard with I.D.just larger than the O.D.of hose, cut a piece about 1/3 the length of hose,then extend it longitudinally to reach the whole length of the hose.Turn the spring guard opposite to the direction of wire-winding when pushing it onto the hose,then crimp the hose fittings finally.



代号 PART NO.	内径(D)I.D.	钢丝直径(d)WIRE	长度(L)LENGTH
SP-13	13	1.4	3000
SP-15	15	1.4	3000
SP-17	17	1.4	3000
SP-18	18	1.5	3000
SP-20	20	1.5	3000
SP-22	22	1.5	3000
SP-24	24	1.5	3000
SP-25	25	1.5	3000
SP-27	27	1.5	3000
SP-30	30	2.0	3000
SP-32	32	2.0	3000
SP-34	34	2.0	3000
SP-36	36	2.5	3000
SP-38	38	2.5	3000
SP-40	40	2.5	3000
SP-42	42	2.5	3000
SP-45	45	2.5	3000
SP-46	46	2.5	3000
SP-49	49	2.5	3000
SP-51	51	3.0	2000
SP-52	52	3.0	2000
SP-54	54	3.0	2000
SP-57	57	3.0	2000
SP-60	60	3.0	2000
SP-74	74	3.0	1500

附加资料 INFORMATION

尼龙纤维保护套 Tough Nylon Woven Sleeving

能承受工作温度 121℃，高耐磨，外层纤维不易沾湿，防紫外线照射
Withstands up to 121℃, Enhanced abrasion resistance, Fluid resistant

代号 PART NO.	内径(D)I.D.	代号 PART NO.	内径(D)I.D.
WPG-12	3/4"	WPG-32	2"
WPG-16	1"	WPG-36	2.1/4"
WPG-20	1.1/4"	WPG-40	2.1/2"
WPG-24	1.1/2"	WPG-44	2.3/4"
WPG-28	1.3/4"	WPG-48	3"

螺旋尼龙塑料保护套 Helical Nylon-plastical Sleeving

能承受工作温度 100℃，高耐磨，抗静电
Withstands up to 100℃, Enhanced abrasion resistance, static electricity resistant

代号 PART NO.	内径 I.D.	代号 PART NO.	内径(D)I.D.
HSP-08	08	HSP-28	28
HSP-10	10	HSP-30	30
HSP-16	16	HSP-35	35
HSP-18	18	HSP-40	40
HSP-21	21	HSP-45	45

防火保护套 Fire Jacket

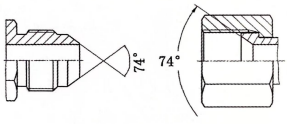
能耐 260℃的工作环境温度,且在 1090℃时可使用 15-20 分钟。
Withstands up to 260℃ and could be used for 15-20minutes in 1090℃.

代号 PART NO.	内径 I.D	代号 PART NO.	内径 I.D	代号 PART NO.	内径 I.D
FJI42-08	1/2"	FJI42-20	1.1/4"	FJI42-40	2.1/2"
FJI42-09	9/16"	FJI42-22	1.3/8"	FJI42-42	2.5/8"
FJI42-10	5/8"	FJI42-24	1.1/2"	FJI42-44	2.3/4"
FJI42-11	11/16"	FJI42-26	1.5/8"	FJI42-46	2:7/8"
FJI42-12	3/4"	FJI42-28	1.3/4"	FJI42-48	3"
FJI42-13	13/16"	FJI42-30	1.7/8"	FJI42-50	3.1/8"
FJI42-14	7/8"	FJI42-32	2"	FJI42-52	3.1/4"
FJI42-15	15/16"	FJI42-34	2.1/8"	FJI42-56	3.1/2"
FJI42-16	1"	FJI42-36	2.1/4"	FJI42-60	3.3/4"
FJI42-18	1.1/8"	FJI42-38	2.3/8"	FJI42-64	4"

接头联接型式 Connection

1 国标接头联接型式 GB Connection

1.1 74°锥面密封型式 74° Cone Seal(GB/T 9065.1)

软管公称内径 HOSE DN	螺纹 THREAD	软管接头系列举例 HOSE FITTING	配用过渡接头系列举例 MATING ADAPTER	图样 FIGURE
5	M12X1.5	外螺纹软管接头 Male:10711 等	配用内螺纹过渡接头 Female : 2Q、2Q9 等	
6	M14X1.5			
8	M16X1.5			
10	M18X1.5			
12	M22X1.5	内螺纹软管接头 Female: 20711、 20741、20791、20712、 20742、20792 等	配用外螺纹过渡接头 Male:1Q、1QH、 1QH9-OG、6Q9、 AQHQ-OG、1QG、 1QG9-OG、1QN 等	
16	M27X1.5			
20	M33X2			
22	M36X2			
25	M39X2			
32	M45X2			

1.2 O型圈平面密封型式 O-Ring Flat Seal(GB/T 9065.3)

软管公称内径 HOSE DN	螺纹 THREAD	软管接头系列举例 HOSE FITTING	配用过渡接头系列举例 MATING ADAPTER	图样 FIGURE
5	M12X1.25	外螺纹软管接头 Male:10311 等	配用内螺纹过渡接头 Female:2E9、9E 等	
6	M14X1.5			
8	M16X1.5			
10	M18X1.5			
12	M22X1.5	内螺纹软管接头 Female: 20211、 20241、20291、20212、 20242、20292 等	配用外螺纹过渡接头 Male:1E、1EH9-OG、 6E、AEHE-OG、1EG、 1ET-SP、1EN 等	
16	M27X1.5			
20	M30X1.5			
22	M36X2			
25	M39X2			
32	M42X2			
40	M52X2			
50	M64X2			

附加资料 INFORMATION

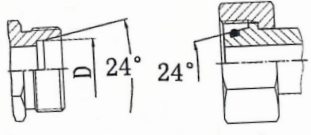
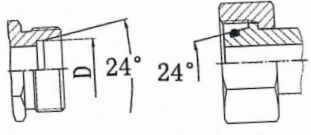
2 德国 DIN 标准联接型式 DIN Connection

2.1 用卡套进行卡压密封型式 Compression Fitting(DIN 2353)

压力系列 MPa	软管公称内径 HOSE DN	螺纹 THREAD	管子直径 D TUBE O.D.	软管接头 系列举例 HOSE FITTING	配用过渡接头 系列举例 MATING ADAPTER	图样 FIGURE
轻系列 L	5	M12X1.5	6	外螺纹软管接头 Male: 10411、 10412 等。	配相应管子直径的无缝钢管, 用 RL 卡套及 NL 卡套螺母卡压联接。	
	6	M14X1.5	8			
	8	M16X1.5	10			
	10	M18X1.5	12	直管软管接头 Standpipe: 50011、 50041、50091 等的轻系列。	配 RL 卡套、NL 卡套螺母、外螺纹过渡接头, 接头如 1C、1CG、1CB、1CO 等。	
	12	M22X1.5	15			
	16	M26X1.5	18			
	20	M30X2	22			
	25	M36X2	28			
	32	M45X2	35			
40	M52X2	42				
重系列 S	5	M16X1.5	8	外螺纹软管接头 Male:10511、 10512、10513 等。	配相应管子直径的无缝钢管, 用 RS 卡套及 NS 卡套螺母卡压联接。	
	6	M18X1.5	10			
	8	M20X1.5	12			
	10	M22X1.5	14	直管软管接头 Standpipe: 50011、 50041、50091 等的重系列。	配 RS 卡套、NS 卡套螺母、外螺纹过渡接头, 接头如 1D、1DG、1DB、1D0 等。	
	12	M24X1.5	16			
	16	M30X2	20			
	20	M36X2	25			
	25	M42X2	30			
	32	M52X2	38			

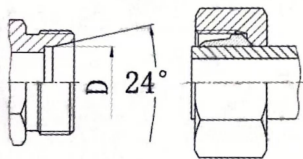
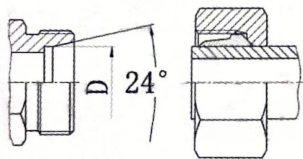
附加资料 INFORMATION

2.2 用 24°锥面加 O 形圈密封型式 24° Cone O-Ring Seal(DIN 3865)

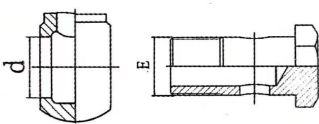
压力系列 MPa	软管公称内径 HOSE DN	螺纹 THREAD	管子直径 D TUBE O.D.	软管接头 系列举例 HOSE FITTING	配用过渡接头 系列举例 MATING ADAPTER	图样 FIGURE
轻系列 L	5	M12X1.5	6	外螺纹软管接头 Male:10411 、 10412 等。 内螺纹软管接头 Female:20411、 20441、20491 等 的轻系列。	配用内螺纹过渡接头 Female:2C、2BC、 2C9、3C、BC 等。 配用外螺纹过渡接头 Male:1C、1CG、1CB、 1CO 、 AC 、 ACCO-OG 等。	
	6	M14X1.5	8			
	8	M16X1.5	10			
	10	M18X1.5	12			
	12	M22X1.5	15			
	16	M26X1.5	18			
	20	M30X2	22			
	25	M36X2	28			
	32	M45X2	35			
40	M52X2	42				
重系列 S	5	M16X1.5	8	外螺纹软管接头 Male: 10511 、 10512 、 10513 等。 内螺纹软管接头 Female:20511、 20512、20541、 20591 、 20592 等。	配用内螺纹过渡接头 Female: 2D、2BD、 2D9、3D、BD 等。 配用外螺纹过渡接头 Male:1D、1DG、1DB、 1DO 、 AD 、 ADDO-OG 等	
	6	M18X1.5	10			
	8	M20X1.5	12			
	10	M22X1.5	14			
	12	M24X1.5	16			
	16	M30X2	20			
	20	M36X2	25			
	25	M42X2	30			
32	M52X2	38				

附加资料 INFORMATION

2.3 用球面与 24°锥面密封型式 Multiseal To 24°Cone

压力系列 MPa	软管公称内径 HOSE DN	螺纹 THREAD	管子直径 D TUBE O.D.	软管接头 系列举例 HOSE FITTING	配用过渡接头 系列举例 MATING ADAPTER	图样 FIGURE
轻 系 列 L	5	M12X1.5	6	内螺纹软管接头 Female:20411C、 20441C、20491C 等。	配用外螺纹过渡接 头 Male: 1C 、 1CG、1CB、1CO、 AC、 ACCO-OG 等。	
	6	M14X1.5	8			
	8	M16X1.5	10			
	10	M18X1.5	12			
	12	M22X1.5	15			
	16	M26X1.5	18			
	20	M30X2	22			
	25	M36X2	28			
	32	M45X2	35			
重 系 列 S	5	M16X1.5	8	内螺纹软管接头 Female:20511C、 20512C、20541C、 20591C、20592C 等。	配用外螺纹过渡接 头 Male:1D、1DG、 1DB、1DO、AD、 ADDO-OG 等。	
	6	M18X1.5	10			
	8	M20X1.5	12			
	10	M22X1.5	14			
	12	M24X1.5	16			
	16	M30X2	20			
	20	M36X2	25			
	25	M42X2	30			
32	M52X2	38				

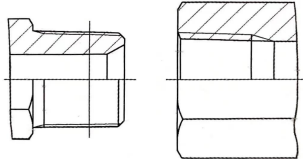
2.4 铰接式组合垫密封 Banjo Bonded Seal(DIN 7642, DIN7643)

软管公称内径 HOSE DN	E	d	软管接头 系列举例 HOSE FITTING	配用过渡接头 系列举例 MATING ADAPTER	图样 FIGURE
5	M10X1	10.1	软管接头: 70011 等。	配用螺栓 Bolt:700M 等。	
6	M12X1.5	12.1			
8	M14X1.5	14.1			
10	M16X1.5	16.1			
12	M18X1.5	18.1			
16	M22X1.5	22.1			
20	M26X1.5	26.1			
25	M30X1.5	30.1			

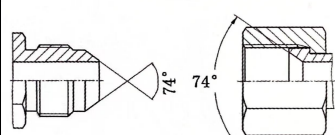
附加资料 INFORMATION

3 美国接头联接型式 American Thread Type

3.1 用 60°锥管螺纹密封型式 60°Tapered Thread Seal(SAE J514)

软管公称内径 HOSE DN	螺纹 THREAD	软管接头系列举例 HOSE FITTING	配用过渡接头系列举例 MATING ADAPTER	图样 FIGURE
4	Z1/8"X27	外螺纹软管接头 Male:15611、 15612 等	配用内螺纹过渡接头 Female : 7N、7N9-PK、 GN-PK 等	
6	Z1/4"X18			
10	Z3/8"X18			
12	Z1/2"X14			
20	Z3/4"X14			
25	Z1"X11.5			
32	Z1.1/4"X11.5			
40	Z1.1/2"X11.5			
50	Z2"X11.5			

3.2 74°锥面密封型式 74°Cone Seal(SAE J514)

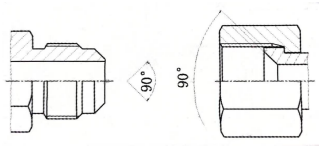
软管公称内径 HOSE DN	螺纹 THREAD	软管接头系列举例 HOSE FITTING	配用过渡接头系列举例 MATING ADAPTER	图样 FIGURE
4	5/16"-24	外螺纹软管接头 Male:16711、 16712 等	配用内螺纹过渡接头 Female : 2J、2J9 等	
5	3/8"-24			
6	7/16"-20			
8	1/2"-20			
10	9/16"-18			
12	3/4"-16	内螺纹软管接头 Female:26711、 26741、26791、 26712、26742、 26792 等。	配用外螺纹过渡接头 Male:1J、1JH、 1JO9-OG、 AJOJ-OG、1JO、 1JO9-OG、1JN 等。	
16	7/8"-14			
20	1.1/16"12			
25	1.5/16"-12			
32	1.5/8"-12			
40	1.7/8"-12			
50	2.1/2"-12			

3.3 O形圈平面密封型式 O-Ring Flat Seal(SAE J1453)

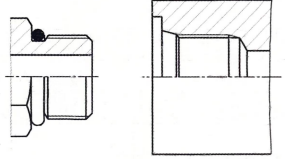
软管公称内径 HOSE DN	螺纹 THREAD	软管接头系列举例 HOSE FITTING	配用过渡接头系列举例 MATING ADAPTER	图样 FIGURE
6	9/16"-18	外螺纹软管接头 Male:14211 等	配用内螺纹过渡接头 Female : 2F、2F9、CF 等	
10	11/16"-16			
12	13/16"-16			
16	1"-14			
20	1.3/16"-12	内螺纹软管接头 Female:24211、 24241、24291、 24212 等。	配用外螺纹过渡接头 Male:1F、1FO、 1FO9-OG、 AFFO-OG 等。	
25	1.7/16"-12			
32	1.11/16"-12			
40	2"-12			

附加资料 INFORMATION

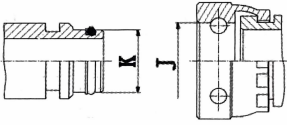
3.4 90°锥面密封型式 90°Cone Seal(SAE J513)

软管公称内径 HOSE DN	螺纹 THREAD	软管接头系列举例 HOSE FITTING	配用过渡接头系列举例 MATING ADAPTER	图样 FIGURE
6	7/16"-20	外螺纹软管接头 Male:17811 等	配用内螺纹过渡接头 Female : 2P 等	
8	1/2"-20			
10	5/8"-18			
12	3/4"-16	内螺纹软管接头 Female:27811、 27841、27891 等	配用外螺纹过渡接头 Male:4P 等。	
16	7/8"-14			
20	1.1/16"-14			

3.5 六角端面 O 形圈密封型式 O-Ring Boss Seal(SAE J1926)

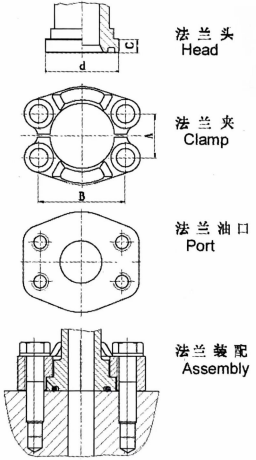
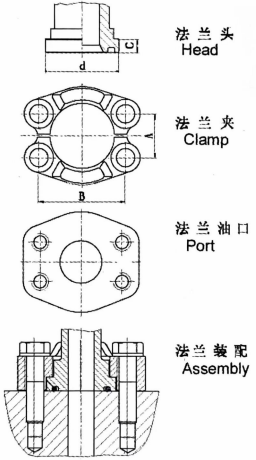
软管公称内径 HOSE DN	螺纹 THREAD	软管接头系列举例 HOSE FITTING	配用过渡接头系列举例 MATING ADAPTER	图样 FIGURE
4	5/16"-24	外螺纹软管接头 Male:16011 等	配用内螺纹过渡接头 Female : 50 等	
5	3/8"-24			
6	7/16"-20			
8	1/2"-20			
10	9/16"-18			
12	3/4"-16			
16	7/8"-14			
20	1.1/16"12			
25	1.5/16"-12			
32	1.5/8"-12			
40	1.7/8"-12			
50	2.1/2"-12			

3.6 用 O 形圈密封的矿用接头 Staple-Lok Coupling

软管公称内径 HOSE DN	接头标号 FITTING DASH	J	K	软管接头系列举例 HOSE FITTING	配用过渡接头系列举例 MATING ADAPTER	图样 FIGURE
6	04	15.16	9.9	软管接头:67011 等	配用过渡接头 2Y、 2NY、7Y 等	
10	06	20.17	13.9			
12	08	24.16	17.9			
20	12	29.16	23.9			
25	16	39.12	30.9			
32	20	46.15	37.9			
40	24	55.22	46.9			
50	32	64.21	55.9			

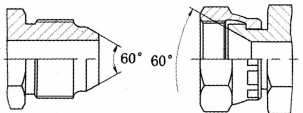
附加资料 INFORMATION

3.7 用 O 形圈密封的法兰接头 Flange Coupling(ISO 6061-SAE J518)

压力系列 MPa	软管公称内径 HOSE DN	c	d	A	B	软管接头 系列举例 HOSE FITTING	配用过渡接头 系列举例 MATING ADAPTER	图样 FIGURE
标准 压力 系列	12	6.73	30.2	17.5	38.1	软管接 头:87311、 87341、87391 等。	一般直接与机体油口 相配 Connected With Port	
	20	6.73	38.1	22.2	47.6			
	25	8	44.4	26.2	52.4			
	32	8	50.8	30.2	58.7			
	40	8	60.3	35.7	69.9			
	50	9.53	71.4	42.9	77.8			
高压 系列	12	7.75	31.7	18.2	40.5	软管接 头:87611、 87641、87691、 87613 等。	一般直接与机体油口 相配 Connected With Port	
	20	8.76	41.3	23.8	50.8			
	25	9.53	47.6	27.8	57.2			
	32	10.29	54	31.8	66.7			
	40	12.57	63.5	36.6	79.4			
	50	12.57	79.4	44.4	96.8			

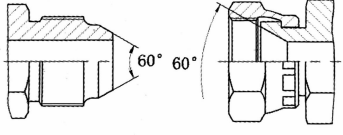
4 日本接头联接型式 Japanese Connection

4.1 公制螺纹 60°锥面密封型式 (小松) JIS Metric Thread 60° Cone Seal

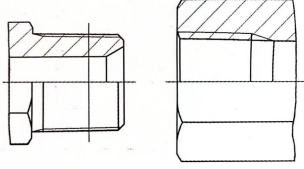
软管公称内径 HOSE DN	螺纹 THREAD	软管接头系列举例 HOSE FITTING	配用过渡接头系列举例 MATING ADAPTER	图样 FIGURE
6	M14X1.5	外螺纹软管接头 Male:18611 等	配用内螺纹过渡接头 Female : 2K9、BK 等	
8	M16X1.5			
10	M18X1.5			
12	M22X1.5			
16	M24X1.5	内螺纹软管接头 Female:28611、 28641、28691 等。	配用外螺纹过渡接头 Male:1K、1KH9-OG、 AK、AKKH-OG 等。	
20	M30X1.5			
25	M33X1.5			
32	M36X1.5			
40	M42X1.5			

附加资料 INFORMATION

4.2 英管螺纹 60°锥面密封型式(JIS B8363) JIS GAS Thread 60°Cone Seal

软管公称内径 HOSE DN	螺纹 THREAD	软管接头系列举例 HOSE FITTING	配用过渡接头系列举例 MATING ADAPTER	图样 FIGURE
6	G1/4"X19	内螺纹软管接头 Female:29611、 29641、29691 等。	配用外螺纹过渡接头 Male:1S、1SG9-OG、 1ST、ASSG-OG 等。	
10	G3/8"X19			
12	G1/2"X14			
20	G3/4"X14			
25	G1"X11			
32	G1.1/4"X11			
40	G1.1/2"X11			

4.3 用 55°英锥管螺纹密封型式 BSPT Thread Seal

软管公称内径 HOSE DN	螺纹 THREAD	软管接头系列举例 HOSE FITTING	配用过渡接头系列举例 MATING ADAPTER	图样 FIGURE
4	R1/8"X28	外螺纹软管接头 Male:13011-SP、 13012-SP 等	配用内螺纹过渡接头 Female : 7T、7T9-PK、 GT-PK 等	
6	R1/4"X19			
10	R3/8"X19			
12	R1/2"X14			
20	R3/4"X14			
25	R1"X11			
32	R1.1/4"X11			
40	R1.1/2"X11			
50	R2"X11			

5 英国接头联接型式 British Connection

5.1 英管螺纹 60°锥面密封或用组合垫密封的双用型式 60°Cone Seal Or Bonded Seal

软管公称内径 HOSE DN	螺纹 THREAD	软管接头系列举例 HOSE FITTING	配用过渡接头系列举例 MATING ADAPTER	图样 FIGURE
4	G1/8"X28	外螺纹软管接头 Male:12611、 12612 (仅适用于 60°锥面密封)、 12611A 等。	配用于 60°锥面密封的内螺纹过 渡接头 For Female 60°Cone Seal : 2B、2TB9-SP、3B9、BB、CB 等。 配用于组合垫密封的内螺纹过 渡接头 For Bonded Seal: 5TB、7B、 GB-PK 等	 用 60° 锥面密封 60° Cone Seal
6	G1/4"X19			
10	G3/8"X19			
12	G1/2"X14			
20	G3/4"X14			
25	G1"X11			
32	G1.1/4"X11	内螺纹软管接头 Female:22611、 22641、22691、 22612 等。	配用于 60°锥面的外螺纹过 渡接头 For Male 60°Cone Seal:1B、 1BG、AB、ABBG-OG 等。	 用组合垫密封 Bonded Seal
40	G1.1/2"X11			
50	G2"X11			

螺纹扭矩建议表 Recommended Thread Torque

公制螺纹 Metric Thread

螺纹 THREAD	螺母扭矩 N.M NUTTORQUE
M12X1.5	10-20
M14X1.5	20-35
M16X1.5	25-40
M18X1.5	30-45
M20X1.5	35-50
M22X1.5	40-70
M24X1.5	40-70
M26X1.5	60-100
M30X2.0	80-120
M36X2.0	100-150
M42X2.0	150-220
M45X2.0	180-250
M52X2.0	200-300

英管螺纹 BSP Thread

螺纹 THREAD	螺母扭矩 N.M NUTTORQUE
G1/8"X28	11-12
G1/4"X19	25-28
G3/8"X19	41-48
G1/2"X14	72-82
G5/8"X14	96-110
G3/4"X14	124-137
G1"X11	151-165
G1.1/4"X11	192-206
G1.1/2"X11	261-275
G2"X11	343-357

美制 JIC 螺纹 JIC Thread

螺纹 THREAD	螺母扭矩 N.M NUTTORQUE
7/16"X20	15-16
1/2"X20	19-21
9/16"X18	24-28
3/4"X16	49-53
7/8"X14	77-85
1.1/16"X12	107-119
1.3/16"X12	127-140
1.5/16"X12	147-154
1.5/8"X12	172-181
1.7/8"X12	215-226
2.1/2"X12	332-350

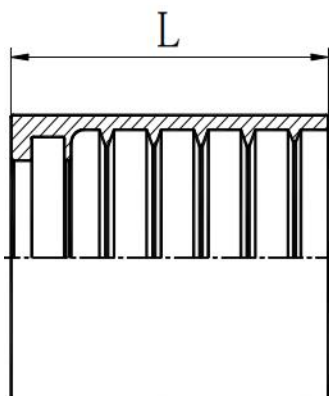
美制 ORFS 螺纹 ORFS Thread

螺纹 THREAD	螺母扭矩 N.M NUTTORQUE
9/16"X18	14-16
11/16"X16	24-27
13/16"X16	43-47
1"X14	60-68
1.3/16"X12	90-95
1.7/16"X12	125-135
1.11/16"X12	170-190
2"X12	200-225

单位转换表 Conversion Factor

名称 DENOMINATION	单位 UNIT	转换单位 CONVERSION UNIT	转换系数 FACTOR
长度 LENGTH	英寸 in	毫米 mm	25.4
	毫米 mm	英寸 in	0.03937
	英尺 ft	米 m	0.3048
	米 m	英尺 ft	3.28084
面积 AREA	平方英寸 in ²	平方厘米 cm ²	6.4516
	平方厘米 cm ²	平方英寸 in ²	0.1550
体积 VOLUME	英加仑 gal	升 l	4.54609
	升 l	英加仑 gal	0.219969
	美加仑 gal	升 l	3.78541
	升 l	美加仑 gal	0.264172
	升 l	分米 ³	1
质量 MASS	磅 lb	千克 kg	0.453592
	千克 kg	磅 lb	2.204622
力矩 TORQUE	磅力.英寸 lbf.in	牛.米 N.m	0.112985
	牛.米 N.m	磅力.英寸 lbf.in	8.85075
压力 PRESSURE	磅力/英寸 ² psi	巴 bar	0.06895
	巴 bar	磅力/英 ² psi	14.5038
	磅力/英寸 ² psi	兆帕 MPa	0.006895
	兆帕 MPa	磅力/英寸 ² psi	145.038
	兆帕 MPa	巴 bar	10
	巴 bar	兆帕 MPa	0.1
	帕 Pa	巴 bar	10 ⁻⁵
	巴 bar	帕 Pa	10 ⁵
速度 VELOCITY	英尺/秒 ft/s	米/秒 m/s	0.3048
	米/秒 m/s	英尺/秒 ft/s	3.28084
流量 FLOW RATE	英加仑/分 gal/min.	升/分 l/min	4.54609
	升/分 l/min.	英加仑/分 gal/min.	0.219969
	美加仑/分 gal/min.	升/分 l/min	3.78541
	升/分 l/min.	美加仑/分 gal/min.	0.264172
温度 TEMP TURE	华氏度 F	摄氏度 C	5/9*(华氏温度 F -32)
	摄氏度 C	华氏度 F	摄氏温度 C*9/5+32

扣压式软管接头 SWAGED HOSE FITTING

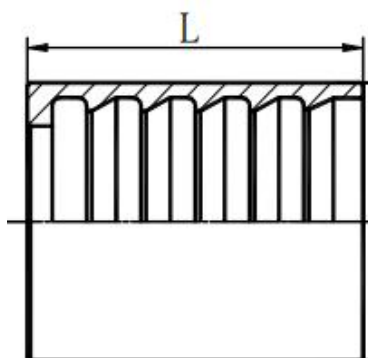


00110-A

SAE100R1AT/EN 853 1SN 软管套筒

FERRULE FOR SAE100R1AT/EN 853 1SN HOSE

代号 PART NO.	软管 HOSE BORE		尺寸 DIMENSIONS
	公称内径 DN	标号 DASH	L
00110-03A	5	03	23
00110-04A	5	04	30.5
00110-05A	8	05	30
00110-06A	10	06	32
00110-08A	12	08	34
00110-10A	16	10	37
00110-12A	20	12	42
00110-16A	25	16	51



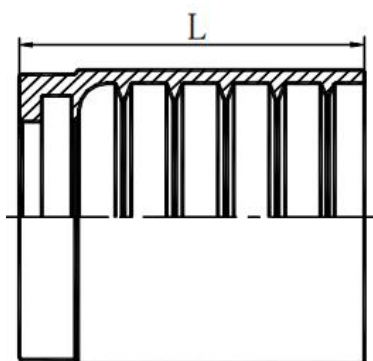
00110

SAE100R1AT/EN 853 1SN 软管套筒

FERRULE FOR SAE100R1AT/EN 853 1SN HOSE

代号 PART NO.	软管 HOSE BORE		尺寸 DIMENSIONS
	公称内径 DN	标号 DASH	L
00110-20	32	20	59
00110-24	40	24	74
00110-32	50	32	78

扣压式软管接头 SWAGED HOSE FITTING

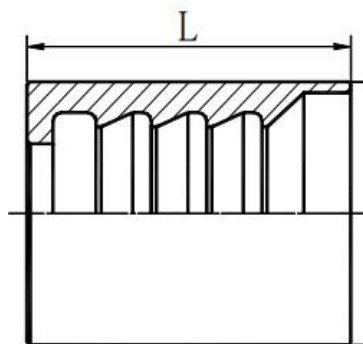


03310

SAE 100 R2AT/EN 853 2SN 软管套筒

FERRULE FOR SAE 100 R2AT/EN 853 2SN HOSE

代号 PART NO.	软管 HOSE BORE		尺寸 DIMENSIONS
	公称内径 DN	标号 DASH	L
03310-03	5	03	23
03310-04	6	04	30.5
03310-05	8	05	30
03310-06	10	06	32
03310-08	12	08	34
03310-10	16	10	37
03310-12	20	12	42
03310-16	25	16	51



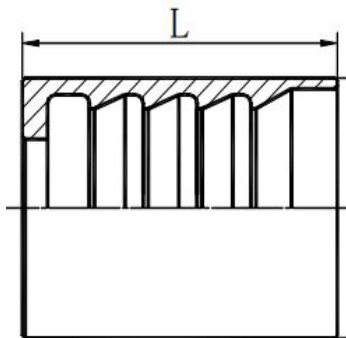
00200

SAE 100 R2AT/EN 853 2SN 软管套筒

FERRULE FOR SAE 100 R2AT/EN 853 2SN HOSE

代号 PART NO.	软管 HOSE BORE		尺寸 DIMENSIONS
	公称内径 DN	标号 DASH	L
00200-20	32	20	59
00200-24	40	24	74
00200-32	50	32	78

扣压式软管接头 SWAGED HOSE FITTING



00210

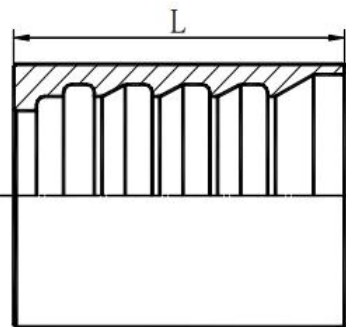
SAE100R2AT/DIN20022 2SN 软管套筒

FERRULE FOR SAE100R2AT/DIN20022 2SN

代号 PART NO.	软管 HOSE BORE		尺寸 DIMENSIONS
	公称内径 DN	标号 DASH	L
00210-03	5	03	27
00210-04	6	04	30
00210-05	8	05	31
00210-06	10	06	32
00210-08	12	08	34
00210-10	16	10	37
00210-12	20	12	43
00210-16	25	16	50
00210-20	32	20	59
00210-24	40	24	74
00210-32	50	32	78

注：不推荐用于工程机械类

Don't recommend for engineering machine



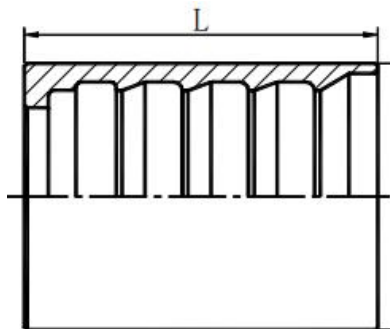
00400

4SP 4SH/12-16 R12/06-16 软管套筒

FERRULE FOR 4SP 4SH/10-16 R12/06-16 HOSE

代号 PART NO.	软管 HOSE BORE		尺寸 DIMENSIONS
	公称内径 DN	标号 DASH	L
00400-04	6	04	37.5
00400-06	10	06	39
00400-08	12	08	41
00400-10	16	10	43
00400-12	20	12	51
00400-16	25	16	61.5
00400-20	32	20	67.5
00400-24	40	24	75
00400-32	50	32	79

扣压式软管接头 SWAGED HOSE FITTING

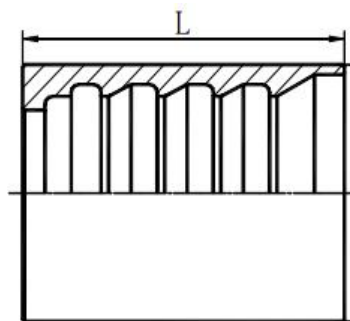


01400

R12/20-24 软管套筒

FERRULE FOR 4SH R12/32 HOSE HOSE

代号 PART NO.	软管 HOSE BORE		尺寸 DIMENSIONS
	公称内径 DN	标号 DASH	L
01400-20	32	20	67.5
01400-24	38	24	75

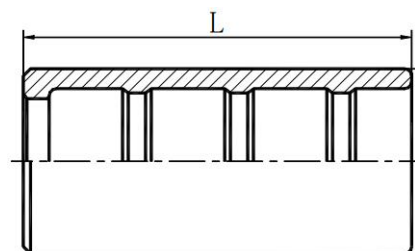


00401

4SH R12/32 软管套筒

FERRULE FOR 4SH R12/32 HOSE

代号 PART NO.	软管 HOSE BORE		尺寸 DIMENSIONS
	公称内径 DN	标号 DASH	L
00401-20	32	20	59
00401-24	40	24	74



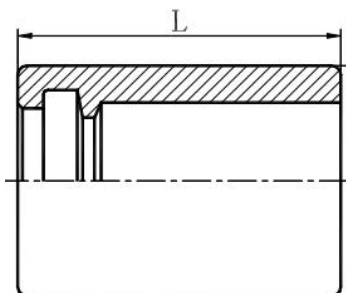
00018

SAE 100 R7 软管套筒

FERRULE FOR SAE100R7 HOSE

代号 PART NO.	软管 HOSE BORE		尺寸 DIMENSIONS
	公称内径 DN	标号 DASH	L
00018-03	5	03	14.2
00018-04	6	04	17
00018-05	8	05	18.8
00018-06	10	06	21
00018-08	12	08	25.5
00018-10	16	10	31.5
00018-12	20	12	33

扣压式软管接头 SWAGED HOSE FITTING

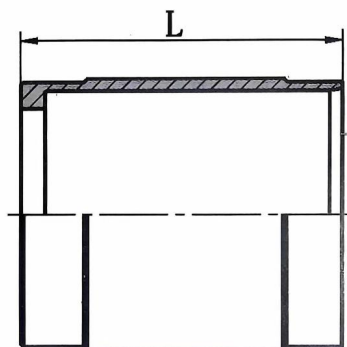


00TF0

铁氟龙套筒

FERRULE FOR TEFLON HOSE

代号 PART NO.	软管 HOSE BORE		尺寸 DIMENSIONS
	公称内径 DN	标号 DASH	L
00TF0-03	4	03	27.5
00TF0-04	6	04	30.7
00TF0-05	8	05	30.6
00TF0-06	10	06	32.1
00TF0-08	12	08	34.3
00TF0-10	16	10	37
00TF0-12	20	12	42.8
00TF0-14	22	14	42.7
00TF0-16	25	16	50.8



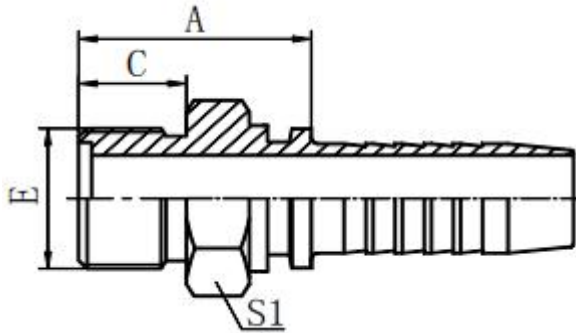
00710

铁氟龙套筒

FERRULE FOR TEFLON HOSE

代号 PART NO.	软管 HOSE BORE		尺寸 DIMENSIONS
	公称内径 DN	标号 DASH	L
00710-06	10	06	28.6
00710-08	12	08	30
00710-12	20	12	38
00710-16	25	16	45.9
00710-20	32	20	54
00710-24	40	24	57
00710-32	50	32	69.8

扣压式软管接头 SWAGED HOSE FITTING



10311

公制外螺纹平面 O 形圈密封

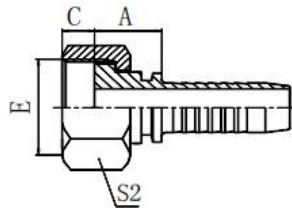
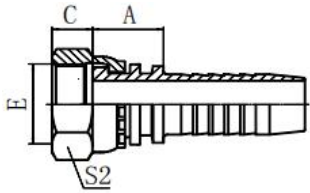
O-RING METRIC MALE FLAT SEAL

代号 PART NO.	螺纹 E THREAD E	软管 HOSE BORE		尺寸 DIMENSIONS		
		公称内径 DN	标号 DASH	A	C	S1
10311-12-04	M12X1.25	6	04	22.5	10	14
13011-14-04	M14X1.5	6	04	23.5	11	17
10311-16-04	M16X1.5	6	04	23.5	11	17
10311-16-05	M16X1.5	8	04	23.5	11	17
10311-16-06	M16X1.5	10	06	23.5	11	17
10311-18-06	M18X1.5	10	06	23.5	11	19
10311-22-05	M22X1.5	8	05	27	12	22
10311-22-06	M22X1.5	10	06	26	12	22
10311-22-08	M22X1.5	12	08	26.5	12	22
10311-27-10	M27X1.5	16	10	31.5	13	27
10311-30-12	M30X1.5	20	12	33.5	14	32
10311-36-12	M36X2	20	12	35.5	16	38
10311-36-14	M36X2	22	14	35.5	16	38
10311-39-16	M39X2	25	16	39	16	41
10311-45-20	M45X2	32	20	44.5	20	46
10311-52-24	M52X2	40	24	47.5	22	55
10311-64-32	M64X2	50	32	52.5	27	65

注：1.代表代号中用于编织软管 2.如需用于缠绕软管代号改为 10312-xx-xx.

Note: 1.For use with braided hoses . 2. If use with spiral hoses , hose fitting series number is 10312-xx-xx

扣压式软管接头 SWAGED HOSE FITTING



20211 20211-T

公制内螺纹平面

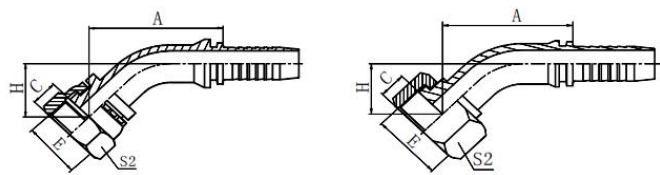
METRIC FEMALE FLAT SEAT

代号 PART NO.	螺纹 E THREAD E	软管 HOSE BORE		尺寸 DIMENSIONS		
		公称内径 DN	标号 DASH	A	C	S2
20211-10-02	M10X1	4	02	14	6	14
20211-12-03	M12X1.25	5	03	14	8	17
20211-14-04	M14X1.5	6	04	15.5	8.5	19
20211-14-05	M14X1.5	8	05	15.5	8.5	19
20211-16-04	M16X1.5	6	04	16.5	8	22
20211-16-05	M16X1.5	8	05	16.5	8	22
20211-16-06	M16X1.5	10	06	16.5	8	22
20211-18-05T	M18X1.5	8	05	17.5	8	24
20211-18-06	M18X1.5	10	06	17.5	8	24
20211-20-06T	M20X1.5	10	06	16	10	24
20211-20-08	M20X1.5	12	08	18.5	10	27
20211-22-06T	M22X1.5	10	06	16	10	27
20211-22-08	M22X1.5	12	08	18.5	10	27
20211-22-10	M22X1.5	16	10	19.5	10	27
20211-24-08T	M24X1.5	12	08	16.5	11	30
2021124-10	M24X1.5	16	10	20.5	10.5	30
20211-27-08T	M27X1.5	12	08	18.5	10	32
20211-27-10T	M27X1.5	16	10	19.5	10	32
20211-30-12	M30X1.5	20	12	21.5	11	36
20211-33-14	M33X2	22	14	21.5	13	41
20211-36-12T	M36X2	20	12	20	13	41
20211-36-14T	M36X2	22	14	20	13	41
20211-39-16T	M39X2	25	16	23.5	13	46
20211-42-20	M42X2	32	20	26	15	50
20211-45-20T	M45X2	32	20	25	15	55
20211-52-24T	M52X2	40	24	25	17	60
20211-60-28T	M60X2	45	28	26	20	70
20211-64-32T	M64X2	50	32	26	23	75

注：1.代表代号中用于编织软管 2.如需用于缠绕软管代号改为 20212-xx-xx.

Note: 1.For use with braided hoses . 2. If use with spiral hoses , hose fitting series number is 20212-xx-xx

扣压式软管接头 SWAGED HOSE FITTING



20231 20231-T

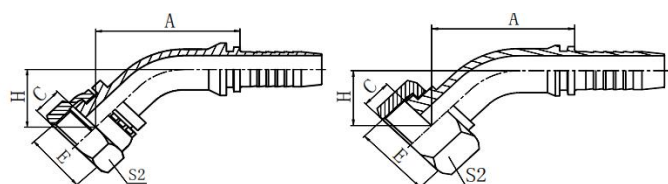
30° 公制内螺纹平面

30° METRIC FEMALE FLAT SEAT

代号 PART NO.	螺纹 E THREAD E	软管 HOSE BORE		尺寸 DIMENSIONS			
		公称内径 DN	标号 DASH	A	C	H	S2
20231-22-08	M22*1.5	12	08	63.3	10	15	27
20231-27-10T	M27*1.5	16	10	73.7	10	15.1	32
20231-30-12	M30*1.5	20	12	84.4	11	18.6	36
20231-36-12T	M36*2	20	12	92.5	13	18.8	41
20231-39-16T	M39*2	25	16	90.2	13	17.8	46
20231-45-20T	M45*2	32	20	102.8	15	20	55
20231-52-24T	M52*2	40	24	116.2	17	21.8	60

注：1.代表代号中用于编织软管 2.如需用于缠绕软管代号改为 20232-xx-xx.

Note: 1.For use with braided hoses . 2. If use with spiral hoses , hose fitting series number is 20232-xx-xx



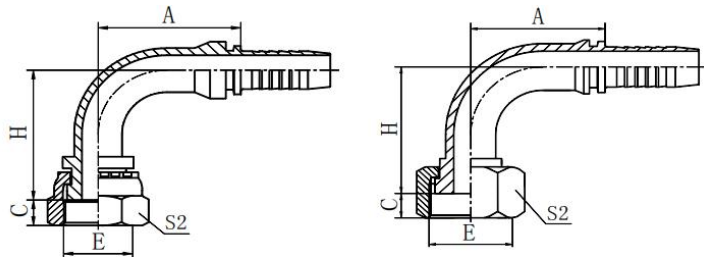
20241 20241-T

45° 公制内螺纹平面

45° METRIC FEMALE FLAT SEAT

代号 PART NO.	螺纹 E THREAD E	软管 HOSE BORE		尺寸 DIMENSIONS			
		公称内径 DN	标号 DASH	A	C	H	S2
20241-14-04	M14X1.5	6	04	40.5	8.5	18.5	19
20241-14-05	M14X1.5	8	05	42.7	8.5	19.3	19
20241-16-05	M16X1.5	8	05	44.4	8.5	20	22
20241-18-06	M18X1.5	10	06	45.7	8	21.4	24
20241-22-08	M22X1.5	12	08	58.9	10	24	27
20241-27-10T	M27X1.5	16	10	68.6	10	24.3	32
20241-30-12	M30X1.5	20	12	78.1	11	30	36
20241-36-12T	M36X2	20	12	75	13	27.5	41
20241-36-14T	M36X2	22	14	77.3	13	27	41
20241-36-16	M36X2	25	16	85.7	13	31.5	41
20241-39-16T	M39X2	25	16	83.9	13	29.7	46
20241-42-20	M42X2	32	20	97.3	15	36.6	50
20241-45-20T	M45X2	32	20	94.5	15	33.8	55
20241-52-20T	M52X2	32	20	94.5	17	33.8	60
20241-52-24T	M52X2	40	24	108.5	17	37.7	60
20241-60-28T	M60X2	45	28	118.7	20	43.6	70
20241-64-32T	M64X2	50	32	127.8	23	45.6	75

扣压式软管接头 SWAGED HOSE FITTING



20291 20291-T

90° 公制内螺纹平面

90° METRIC FEMALE FLAT SEAT

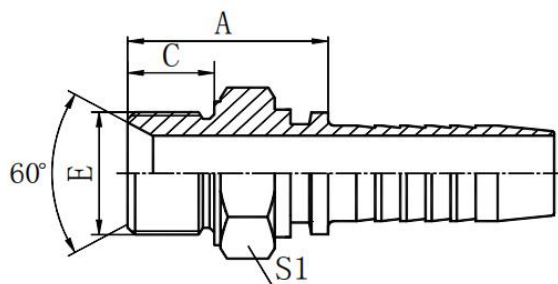
代号 PART NO.	螺纹 E THREAD E	软管 HOSE BORE		尺寸 DIMENSIONS			
		公称内径 DN	标号 DASH	A	C	H	S2
20291-12-02	M12X1.25	4	02	26.5	8	30.5	17
20291-12-04	M12X1.25	6	04	30	8	33.5	17
20291-14-04	M14X1.5	6	04	30	8.5	34	19
20291-14-05	M14X1.5	8	05	33	8.5	37	19
20291-16-04	M16X1.5	6	04	30	8	35	22
20291-16-05	M16X1.5	8	05	34	8	38	22
20291-16-06	M16X1.5	10	06	35.3	8	40.3	22
20291-18-05T	M18X1.5	8	05	33	8	39	24
20291-18-06	M18X1.5	10	06	35.75	8	41.3	24
20291-22-08	M22X1.5	12	08	41	10	48	27
20291-22-10	M22X1.5	16	10	57.5	10	53	27
20291-24-08T	M24X1.5	12	08	41	11	45.5	30
20291-27-04T	M27X1.5	6	04	30	10	35.5	32
20291-27-08T	M27X1.5	12	08	41	10	46	32
20291-27-10T	M27X1.5	16	10	56	10	51	32
20291-30-12	M30X1.5	20	12	66.2	11	63.5	36
20291-33-14	M33X2	22	14	71.2	13	65	41
20291-36-14T	M36X2	22	14	71.2	13	61	41
20291-36-16	M36X2	25	16	76.7	13	70	41
20291-39-16T	M39X2	25	16	76.7	13	67.5	46
20291-42-20	M42X2	32	20	91.5	15	82.5	50
20291-45-20T	M45X2	32	20	91.5	15	78.5	55
20291-52-20T	M52X2	32	20	91.5	17	78.5	60
20291-52-24T	M52X2	40	24	109.4	17	92	60
20291-60-28T	M60X2	45	28	119.9	20	106.5	70
20291-64-32T	M64X2	50	32	130.95	23	113.3	75

注：1.代表代号中用于编织软管 2.如需用于缠绕软管代号改为 20292-xx-xx.

Note: 1.For use with braided hoses . 2. If use with spiral hoses , hose fitting series number is 20292-xx-xx

扣压式软管接头 SWAGED HOSE FITTING

10611



公制外螺纹 60° 内锥面或六角端面用 60 合
垫密封的双用接头

METRIC MALE DOUBLE USE FOR 60CONE SEAT
OR BONDED SEAL

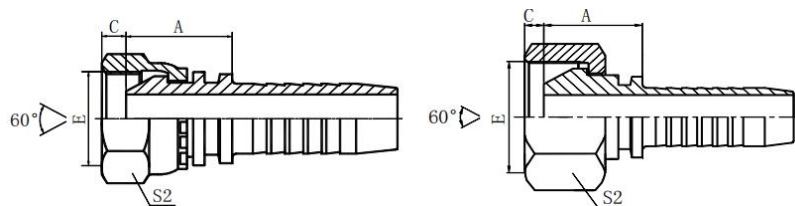
代号 PART NO.	螺纹 E THREAD E	软管 HOSE BORE		尺寸 DIMENSIONS		
		公称内径 DN	标号 DASH	A	C	S2
10611-14-04	M14X1.5	6	04	23.5	11	19
10611-14-06	M14X1.5	10	06	24	11	19
10611-16-04	M16X1.5	6	04	27.5	12	22
10611-16-05	M16X1.5	8	05	26.5	12	22
10611-18-06	M18X1.5	10	06	29.5	12	24
10611-22-06	M22X1.5	10	06	30.5	14	27
10611-22-08	M22X1.5	12	08	32	14	27
10611-24-10	M24X1.5	16	10	35	14	30
10611-26-10	M26X1.5	16	10	35	16	32
10611-27-10D	M27X1.5	16	10	35	16	32
10611-27-10	M27X2	16	10	37	18	32
10611-30-12D	M30X1.5	20	12	38	18	36
10611-30-12	M30X2	20	12	38	18	36
40611-33-16	M33X2	25	16	43	20	46
10611-42-20	M42X2	32	20	46	20	50
10611-45-20	M45X2	32	20	46	20	55
10611-48-24	M48X2	40	24	46	20	55
10611-52-24	M52X2	40	24	46	20	60

注：1.代表代号中用于编织软管

2.如需用于缠绕软管代号改为 10612-xx-xx.

Note: 1.For use with braided hoses . 2. If use with spiral hoses , hose fitting series number is 10612-xx-xx

扣压式软管接头 SWAGED HOSE FITTING



20611 20611-T

公制内螺纹 60° 外锥面

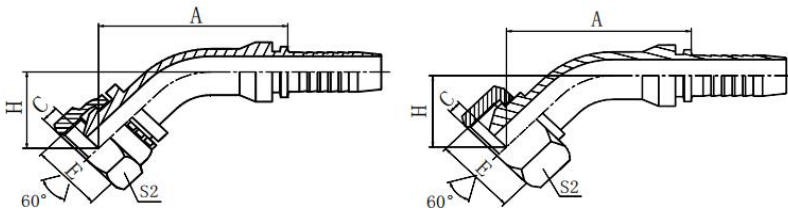
METRIC FEMALE 60° CONE

代号 PART NO.	螺纹 E THREAD E	软管 HOSE BORE		尺寸 DIMENSIONS		
		公称内径 DN	标号 DASH	A	C	S2
20611-14-04	M14X1.5	6	04	18	5.5	19
20611-16-05	M16X1.5	8	05	19	5.5	22
20611-16-06	M16X1.5	10	06	19	5.5	22
20611-18-06	M18X1.5	10	06	20	5.5	24
20611-20-08	M20X1.5	12	08	22	6.5	27
20611-22-08	M22X1.5	12	08	22.5	6	27
20611-24-10	M24X1.5	16	10	24.5	6.5	30
20611-26-10	M26X1.5	16	10	25.5	6	32
20611-27-10	M27X1.5	16	10	25.5	6	32
20611-30-10	M30X1.5	16	10	26.5	6	36
20611-30-12	M30X1.5	20	12	26.5	6	36
20611-36-16	M36X2	25	16	30	6.5	41
20611-39-16T	M39X2	25	16	30	6.5	46
20611-45-20T	M45X2	32	20	31	8.5	55
20611-52-24T	M52X2	40	24	32	10	60

注：1.代表代号中用于编织软管 2.如需用于缠绕软管代号改为 20612-xx-xx.

Note: 1.For use with braided hoses . 2. If use with spiral hoses , hose fitting series number is 20612-xx-xx

扣压式软管接头 SWAGED HOSE FITTING

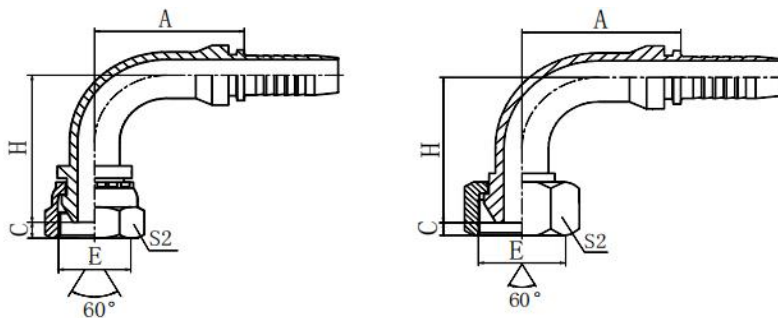


20641 20641-T

45° 公制内螺纹 60° 外锥面

45° METRIC FEMALE 60° CONE

代号 PART NO.	螺纹 E THREAD E	软管 HOSE BORE		尺寸 DIMENSIONS			
		公称内径 DN	标号 DASH	A	C	H	S2
20641-14-04	M14X1.5	6	04	42.7	5.5	20.6	19
20641-16-05	M16X1.5	8	05	45.1	5.5	21.8	22
20641-18-06	M18X1.5	10	06	47.4	5.5	23.2	24
20641-22-08	M22X1.5	12	08	61.8	6	26.8	27
20641-27-10	M27X1.5	16	10	74	6	29.2	32
20641-30-12	M30X1.5	20	12	81.6	6	33.5	36
20641-36-14T	M36X2	22	14	81.9	6.5	31.6	41
20641-39-16T	M39X2	25	16	88.5	6.5	34.3	46
20641-45-20T	M45X2	32	20	99.1	8.5	38.4	55
20641-52-24T	M52X2	40	24	113.4	10	42.7	60



20691 20691-T

90° 公制内螺纹 60° 外锥面

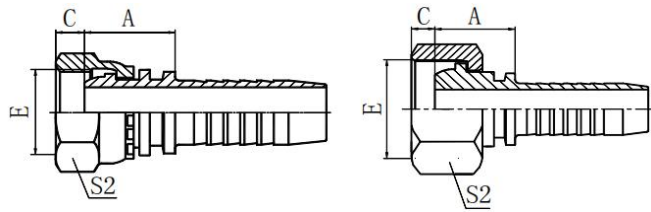
90° METRIC FEMALE 60° CONE

代号 PART NO.	螺纹 E THREAD E	软管 HOSE BORE		尺寸 DIMENSIONS			
		公称内径 DN	标号 DASH	A	C	H	S2
20691-14-04	M14X1.5	6	04	30	5.5	37	19
20691-16-05	M16X1.5	8	05	33	5.5	40.5	22
20691-18-06	M18X1.5	10	06	35.3	5.5	43.8	24
20691-22-08	M22X1.5	12	08	41	6	52	27
20691-27-10	M27X1.5	16	10	56.5	6	58	32
20691-30-12	M30X1.5	20	12	66.2	6	68.5	36
20691-36-16	M36X2	25	16	78	6.5	76.5	41
20691-36-14T	M36X2	22	14	71.2	6.5	67.5	41
20691-39-16T	M39X2	25	16	76.7	6.5	74	46
20691-45-20T	M45X2	32	20	91.5	8.5	85	55
20691-52-24T	M52X2	40	24	109.4	10	99	60

注：1.代表代号中用于编织软管 2.如需用于缠绕软管代号改为 20692-xx-xx.

Note: 1.For use with braided hoses . 2. If use with spiral hoses , hose fitting series number is 20692-xx-xx

扣压式软管接头 SWAGED HOSE FITTING



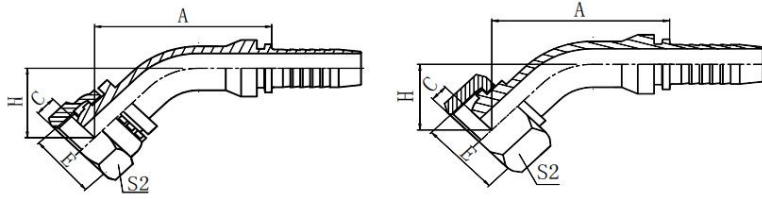
20111 20111-T

公制内螺纹球面

METRIC FEMALE MULTISEAL

代号 PART NO.	螺纹 E THREAD E	软管 HOSE BORE		尺寸 DIMENSIONS		
		公称内径 DN	标号 DASH	A	C	S2
20111-10-03	M10X1	5	03	18	2.5	14
20111-10-04	M10X1	6	04	18	2.5	14
20111-12-04	M12X1.5	6	04	18.5	4	17
20111-12-05	M12X1.5	8	05	18.5	4	17
20111-14-04	M14X1.5	6	04	19.5	4.5	19
20111-14-05	M14X1.5	8	05	19.5	4.5	19
20111-16-04	M16X1.5	6	04	19.5	4.5	22
20111-16-05	M16X1.5	8	05	20	4.5	22
20111-16-06	M16X1.5	10	06	20	4.5	22
20111-18-05T	M18X1.5	8	05	21.5	4	24
20111-18-06	M18X1.5	10	06	21.5	4	24
20111-18-08	M18X1.5	12	08	22	4	24
20111-20-06T	M20X1.5	10	06	20.5	5.5	24
20111-20-08	M20X1.5	12	08	23	5.5	27
20111-22-06T	M22X1.5	10	06	23	5	27
20111-22-08	M22X1.5	12	08	23.5	5	27
20111-22-10	M22X1.5	16	10	24.5	5	27
20111-24-08T	M24X1.5	12	08	22	5.5	30
20111-24-10	M24X1.5	16	10	26	5	30
20111-27-08DT	M27X1.5	12	08	23	5.5	32
20111-27-10DT	M27X1.5	16	10	23.5	5.5	32
20111-27-12D	M27X1.5	20	12	26	5.5	32
20111-27-10T	M27X2	16	10	23.5	7	32
20111-30-12D	M30X1.5	20	12	26.5	6	36
20111-30-12	M30X2	20	12	26.5	7	36
20111-36-12T	M36X2	20	12	26	7	41
20111-36-14T	M36X2	22	14	26	7	41
20111-39-14T	M39X2	22	14	28.5	7	46
20111-39-16T	M39X2	25	16	29.5	7	46
20111-42-16T	M42X2	25	16	30	8.5	50
20111-45-20T	M45X2	32	20	31.5	8.5	55
20111-52-20T	M52X2	32	20	33	9	60
20111-52-24T	M52X2	40	24	33	9	60
20111-64-32T	M64X2	50	32	35	14	75

扣压式软管接头 SWAGED HOSE FITTING



20141 20141-T

45° 公制内螺纹球面

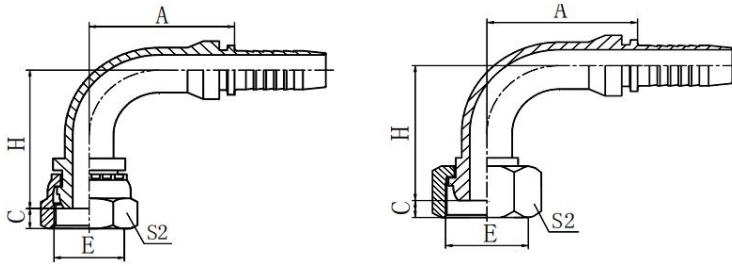
45° METRIC FEMALE MULTISEAL

代号 PART NO.	螺纹 E THREAD E	软管 HOSE BORE		尺寸 DIMENSIONS			
		公称内径 DN	标号 DASH	A	C	H	S2
20141-10-03	M10X1	5	03	41.1	2.5	20.7	14
20141-10-04	M10X1	6	04	43.2	2.5	21.5	14
20141-12-03	M12X1.5	5	03	40.9	4	21.2	17
20141-12-04	M12X1.5	6	04	43	4	22	17
20141-14-04	M14X1.5	6	04	43.4	4.5	21.3	19
20141-14-05	M14X1.5	8	05	45.5	4.5	22.2	19
20141-16-04	M16X1.5	6	04	43.7	4.5	21.4	22
20141-16-05	M16X1.5	8	05	45.8	4.5	22.5	22
20141-16-06	M16X1.5	10	06	47.4	4.5	24.1	22
20141-18-05T	M18X1.5	8	05	46.8	4	22.6	24
20141-18-06	M18X1.5	10	06	48.5	4	24.2	24
20141-18-08	M18X1.5	12	08	52.2	4	25.7	24
20141-20-06T	M20X1.5	10	06	48.2	5.5	23.9	27
20141-20-08	M20X1.5	12	08	62.1	5.5	27.2	27
20141-22-06T	M22X1.5	10	06	58.4	5	25.7	27
20141-22-08	M22X1.5	12	08	62.1	5	27.2	27
20141-24-08T	M24X1.5	12	08	61.1	5.5	26.1	30
20141-24-10	M24X1.5	16	10	75.4	5	29.6	30
20141-27-10DT	M27X1.5	16	10	74.4	5.5	29.6	32
20141-27-10T	M27X2	16	10	74.4	5.5	29.6	32
20141-30-12D	M30X1.5	20	12	80.9	6	33.5	36
20141-30-12	M30X2	20	12	80.9	6	33.5	36
20141-36-14T	M36X2	22	14	83	7	32.64	41
20141-39-16T	M39X2	25	16	88.2	7	33.95	46
20141-45-20T	M45X2	32	20	99.1	8.5	38.4	55
20141-52-24T	M52X2	40	24	114.1	9	43.4	60

注：1.代表代号中用于编织软管 2.如需用于缠绕软管代号改为 20142-xx-xx.

Note: 1.For use with braided hoses . 2. If use with spiral hoses , hose fitting series number is 20142-xx-xx

扣压式软管接头 SWAGED HOSE FITTING



20191 20191-T

90° 公制内螺纹球面

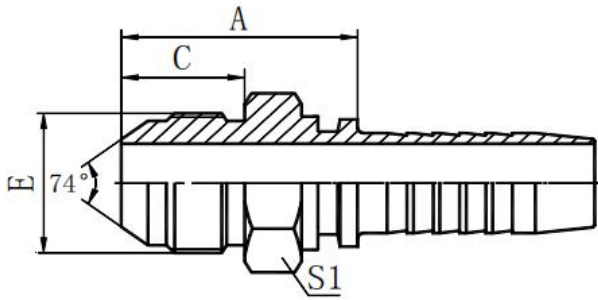
90° METRIC FEMALE MULTISEAL

代号 PART NO.	螺纹 E THREAD E	软管 HOSE BORE		尺寸 DIMENSIONS			
		公称内径 DN	标号 DASH	A	C	H	S2
20191-10-03	M10X1	5	03	27	2.5	35.5	14
20191-12-04	M12X1.5	6	04	30	4	37.5	17
20191-14-04	M14X1.5	6	04	30	4.5	38	19
20191-14-05	M14X1.5	8	05	33	4.5	41	19
20191-16-04	M16X1.5	6	04	30	4.5	38.5	19
20191-16-05	M16X1.5	8	05	33	4.5	41.5	22
20191-16-06	M16X1.5	10	06	35.3	4.5	43.8	22
20191-18-05T	M18X1.5	8	05	33	4	43	24
20191-18-06	M18X1.5	10	06	35.3	4	45.3	24
20191-18-08	M18X1.5	12	08	40.5	4	50.5	24
20191-20-06T	M20X1.5	10	06	35.3	5.5	44.8	24
20191-20-08	M20X1.5	12	08	41	5.5	52	27
20191-22-06T	M22X1.5	10	06	35.8	5	76.8	27
20191-22-08	M22X1.5	12	08	41	5	52.5	27
20191-24-08T	M24X1.5	12	08	41	5.5	51	30
20191-24-10	M24X1.5	16	10	58	5	58.5	30
20191-27-10DT	M27X1.5	16	10	56	5.5	55.5	32
20191-27-10T	M27X2	16	10	56	5.5	55.5	32
20191-30-12D	M30X1.5	20	12	67.5	6	68.5	36
20191-30-12	M30X2	20	12	67.5	6	68.5	36
20191-36-12T	M36X2	20	12	65.5	7	68	41
20191-36-14T	M36X2	22	14	71.2	7	69	41
20191-39-16T	M39X2	25	16	76.7	7	73.5	46
20191-45-20T	M45X2	32	20	91.5	8.5	85	55
20191-52-24T	M52X2	40	24	109.4	9	100	60
20191-64-32T	M64X2	50	32	131.75	14	122.3	75

注：1.代表代号中用于编织软管 2.如需用于缠绕软管代号改为 20192-xx-xx.

Note: 1.For use with braided hoses . 2. If use with spiral hoses , hose fitting series number is 20192-xx-xx

扣压式软管接头 SWAGED HOSE FITTING



10711

国标公制外螺纹 74° 外锥面

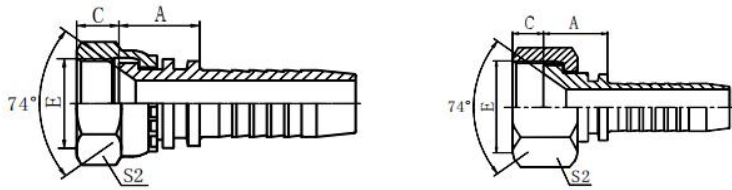
GB METRIC MALE 74° CONE

代号 PART NO.	螺纹 E THREAD E	软管 HOSE BORE		尺寸 DIMENSIONS		
		公称内径 DN	标号 DASH	A	C	S1
10711-10-02	M10X1	4	02	23	12.5	14
10711-10-03	M10X1	5	03	23	12.5	14
10711-12-03	M12X1.5	5	03	26.5	15.7	14
10711-12-03C	M12X1.25	5	03	24.5	14	14
10711-14-04	M14X1.5	6	04	30.5	18	17
10711-14-06	M14X1.5	10	06	30.5	18	17
10711-16-05	M16X1.5	8	05	31.5	19	17
10711-16-06	M16X1.5	10	06	31.5	19	17
10711-18-06	M18X1.5	10	06	31.5	19	19
10711-22-08	M22X1.5	12	08	35	19.5	24
10711-24-08	M24X1.5	12	08	37	20	27
10711-27-10	M27X1.5	16	10	38.5	20.5	30
10711-30-12	M30X1.5	20	12	42.5	23	32
10711-30-12E	M30X2	20	12	45.5	26	32
10711-33-12	M33X2	20	12	45	26	36
10711-36-14	M36X2	22	14	45	26	38
10711-39-16	M39X2	25	16	48	27.5	41
10711-42-20	M42X2	32	20	52	28.5	46
10711-45-20	M45X2	32	20	52	28.5	46

注：1.代表代号中用于编织软管 2.如需用于缠绕软管代号改为 10712-xx-xx.

Note: 1.For use with braided hoses . 2. If use with spiral hoses , hose fitting series number is 10712-xx-xx

扣压式软管接头 SWAGED HOSE FITTING



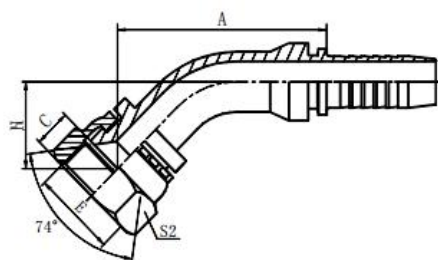
20711 20711-T

国标公制内螺纹 74° 内锥面

GB METRIC FEMALE 74° CONE SEAT

代号 PART NO.	螺纹 E THREAD E	软管 HOSE BORE		尺寸 DIMENSIONS		
		公称内径 DN	标号 DASH	A	C	S2
20711-10-02	M10X1	4	02	14	7.5	14
20711-10-04	M10X1	6	04	14.5	7.5	14
20711-12-02C	M12X1.25	4	02	14	9	17
20711-12-03C	M12X1.25	5	03	14	9	17
20711-12-05C	M12X1.25	8	05	14.5	9	17
20711-12-03	M12X1.5	5	03	14	10	17
20711-12-04	M12X1.5	6	04	14.5	10	17
20711-14-04	M14X1.5	6	04	15.5	8.5	19
20711-14-05	M14X1.5	8	05	15.5	8.5	19
20711-14-06	M14X1.5	10	06	15.5	8.5	19
20711-16-04	M16X1.5	6	04	16.5	8	22
20711-16-05	M16X1.5	8	05	16.5	8	22
20711-16-06	M16X1.5	10	06	16	8	22
20711-18-04T	M18X1.5	6	04	16	8	22
20711-18-05T	M18X1.5	8	05	16	8	22
20711-18-06	M18X1.5	10	06	17.5	10	24
20711-20-06T	M20X1.5	10	06	16	10	24
20711-20-08	M20X1.5	12	08	18.5	10	27
20711-22-05T	M22X1.5	8	05	16	10	27
20711-22-06T	M22X1.5	10	06	16	10	27
20711-22-08	M22X1.5	12	08	18.5	10	27
20711-22-10	M22X1.5	16	10	19.5	10	27
20711-22-12	M22X1.5	20	12	20	10	27
20711-24-06T	M24X1.5	10	06	16	11	30
20711-24-08T	M24X1.5	12	08	16.5	11	30
20711-27-08T	M27X1.5	12	08	18.5	11	32
20711-27-10	M27X1.5	16	10	21.5	11	32
20711-27-12	M27X1.5	20	12	21.5	11	32
20711-30-10T	M30X1.5	16	10	18.5	11	36
20711-30-12	M30X1.5	20	12	21.5	11	36
20711-33-10T	M33X2	16	10	20	13	41
20711-33-12T	M33X2	20	12	20	13	41
20711-33-14	M33X2	22	14	21.5	13	41
20711-33-16	M33X2	25	16	23	13	41
20711-36-12T	M36X2	20	12	20	14	41
20711-36-14T	M36X2	22	14	20	14	41
20711-36-16	M36X2	25	16	23	14	41
20711-39-16T	M39X2	25	16	23.5	14	46
20711-42-16T	M42X2	25	16	23.5	15	50
20711-42-20	M42X2	32	20	26	15	50
20711-45-20T	M45X2	32	20	25	15	55
20711-52-24T	M52X2	40	24	25	17	60

扣压式软管接头 SWAGED HOSE FITTING



20741

45° 国标公制内螺纹 74° 内锥面

45° GB METRIC FEMALE 74° CONE SEAT

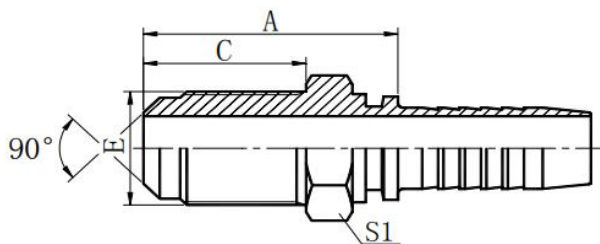
代号 PART NO.	螺纹 E THREAD E	软管 HOSE BORE		尺寸 DIMENSIONS			
		公称内径 DN	标号 DASH	A	C	H	S2
20741-14-04	M14X1.5	6	04	40.5	8.5	18.5	19
20741-16-05	M16X1.5	8	05	44.4	8	20	22
20741-18-06	M18X1.5	10	06	45.7	10	21.4	24
20741-22-08	M22X1.5	12	08	58.9	10	24	27
20741-27-10	M27X1.5	16	10	71.2	11	26.4	32
20741-30-12	M30X1.5	20	12	78.1	11	30	36
20741-33-12	M33X2	20	12	77.4	13	30	41
20741-33-16	M33X2	25	16	85	13	30.8	41
20741-36-14	M36X2	22	14	79.8	14	29.6	41
20741-36-16	M36X2	25	16	85.7	14	31.5	41
20741-39-16	M39X2	25	16	86.1	14	31.8	46
20741-45-20W	M45X2	32	20	97	15	36.2	55
20641-52-24W	M52X2	40	24	113.4	17	40.9	60

注：1.代表代号中用于编织软管

2.如需用于缠绕软管代号改为 20742-xx-xx.

Note: 1.For use with braided hoses .

2. If use with spiral hoses , hose fitting series number is 20742-xx-xx



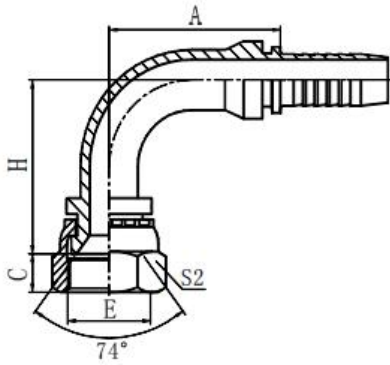
10811L

公制外螺纹 90° 外锥面

METRIC MALE 90° CONE

代号 PART NO.	螺纹 E THREAD E	软管 HOSE BORE		尺寸 DIMENSIONS		
		公称内径 DN	标号 DASH	A	C	S1
10811L-12-04	M12X1.5	6	04	46	34	17
10811L-12-04A	M12X1	6	04	44.5	32.5	17
10811L-14-04	M14X1.5	6	04	46	34	17
10811L-14-06	M14X1.5	10	06	46.5	34	17
10811L-16-04	M16X1.5	6	04	46.5	34	19
10811L-16-06	M16X1.5	10	06	46.5	34	19
10811L-20-06	M20X1.5	10	06	53	36	22
10811L-20-08	M20X1.5	12	08	54.5	36	24
10811L-22-08	M22X1.5	12	08	55.5	37	24

扣压式软管接头 SWAGED HOSE FITTING



20791

90° 国标公制内螺纹 74° 内锥面

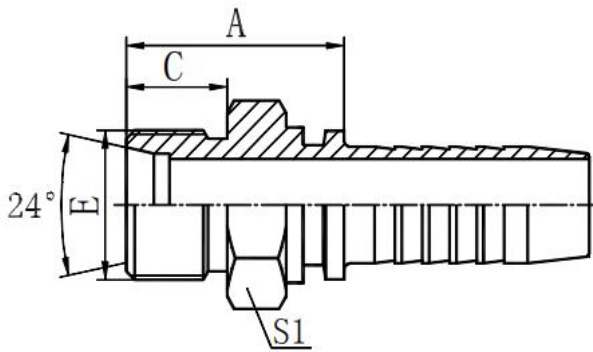
90° GB METRIC FEMALE 74° CONE SEAT

代号 PART NO.	螺纹 E THREAD E	软管 HOSE BORE		尺寸 DIMENSIONS			
		公称内径 DN	标号 DASH	A	C	H	S2
20791-12-04C	M12X1.25	6	04	30	9	33.5	17
20791-12-04	M12X1.5	6	04	30	10	33.5	17
20791-14-04	M14X1.5	6	04	30	8.5	34	19
20791-16-04	M16X1.5	6	04	30	8	35	22
20791-16-05	M16X1.5	8	05	34	8	38	22
20791-18-06	M18X1.5	10	06	35.3	10	41.3	24
20791-22-08	M22X1.5	12	08	41	10	48	27
20791-22-10	M22X1.5	16	10	56.5	10	52.5	27
20791-27-10	M27X1.5	16	10	56.5	11	54	32
20791-30-12	M30X1.5	20	12	66.2	11	63.5	36
20791-33-12	M33X2	20	12	65.5	13	63.5	41
20791-33-16	M33X2	25	16	76.7	13	69	41
20791-36-12	M36X2	20	12	65.5	14	63.5	41
20791-36-14	M36X2	22	14	71.2	14	64.5	41
20791-39-16	M39X2	25	16	76.7	14	70.5	46
20791-45-20W	M45X2	32	20	91.5	15	83	55
20791-52-20W	M52X2	32	20	93	17	84.5	60
20791-52-24W	M52X2	40	24	110.7	17	96.5	60

注：1.代表代号中用于编织软管 2.如需用于缠绕软管代号改为 20792-xx-xx.

Note: 1.For use with braided hoses . 2. If use with spiral hoses , hose fitting series number is 20792-xx-xx

扣压式软管接头 SWAGED HOSE FITTING



10411

公制外螺纹 24° 内锥面轻系列

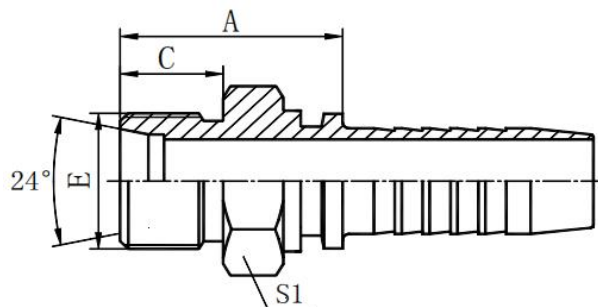
METRIC MALE 24° CONE SEAT L. T.

代号 PART NO.	螺纹 E THREAD E	软管 HOSE BORE		管子外径 TUBE O. D.	尺寸 DIMENSIONS		
		公称内径 DN	标号 DASH		A	C	S1
10411-12-04	M12X1.5	6	04	6	20.5	10	12
10411-14-04	M14X1.5	6	04	8	20.5	10	14
10411-14-05	M14X1.5	8	05	8	21.5	10	14
10411-16-04	M16X1.5	6	04	10	22.5	11	17
10411-16-05	M16X1.5	8	05	10	22.5	11	17
10411-16-06	M16X1.5	10	06	10	22.5	11	17
10411-18-05	M18X1.5	8	05	12	23.5	11	19
10411-18-06	M18X1.5	10	06	12	21.5	11	19
10411-22-06	M22X1.5	10	06	15	24.5	12	24
10411-22-08	M22X1.5	12	08	15	26	12	24
10411-26-08	M26X1.5	12	08	18	26.5	12	27
10411-26-10	M26X1.5	16	10	18	27	12	27
10411-27-10	M27X1.5	16	10	18	32	14	30
10411-30-10	M30X2	16	10	22	29	14	32
10411-30-12	M30X2	20	12	22	29	14	32
10411-36-16	M36X2	25	16	28	31.5	14	38
10411-45-20	M45X2	32	20	35	36	16	46
10411-52-24	M52X2	40	24	42	38	16	55

注：1.代表代号中用于编织软管 2.如需用于缠绕软管代号改为 10412-xx-xx.

Note: 1.For use with braided hoses . 2. If use with spiral hoses , hose fitting series number is 10412-xx-xx

扣压式软管接头 SWAGED HOSE FITTING



10511

公制外螺纹 24° 内锥面重系列

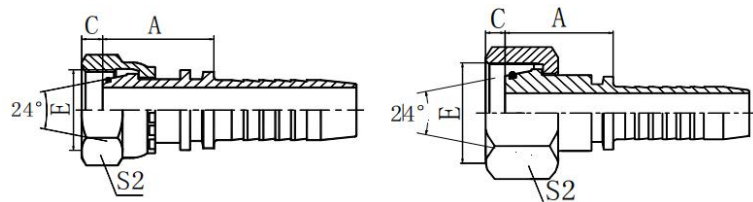
METRIC MALE 24° CONE SEAT H. T.

代号 PART NO.	螺纹 E THREAD E	软管 HOSE BORE		管子外径 TUBE O. D.	尺寸 DIMENSIONS		
		公称内径 DN	标号 DASH		A	C	S1
10511-14-04	M14X1.5	6	04	6	241	12	14
10511-16-04	M16X1.5	6	04	8	26.5	12	17
10511-18-04	M18X1.5	6	04	10	26.5	12	19
10511-20-05	M20X1.5	8	05	12	27	12	22
10511-20-06	M20X1.5	10	06	12	26.5	12	22
10511-22-05	M22X1.5	8	05	14	30.5	14	24
10511-22-06	M22X1.5	10	06	14	30.5	14	24
10511-22-08	M22X1.5	12	08	14	31	14	24
10511-24-08	M24X1.5	12	08	16	31.5	14	27
10511-30-10	M30X2	16	10	20	36	16	32
10511-30-12	M30X2	20	12	20	36	16	32
10511-36-12	M36X2	20	12	25	40.5	18	41
10511-36-16	M36X2	25	16	25	41.5	18	38
10511-42-16	M42X2	25	16	30	44	20	46
10511-42-20	M42X2	32	20	30	45	20	46
10511-52-20	M52X2	32	20	38	50	22	55

注：1.代表代号中用于编织软管 2.如需用于缠绕软管代号改为 10512-xx-xx.

Note: 1.For use with braided hoses . 2. If use with spiral hoses , hose fitting series number is 10512-xx-xx

扣压式软管接头 SWAGED HOSE FITTING



20411 20411-T

公制内螺纹 24° 锥带 O 型圈轻系列

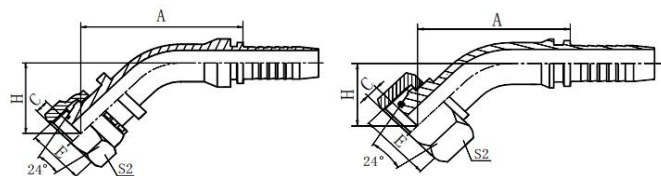
METRIC FEMALE 24° CONE O-RING L. T.

代号 PART NO.	螺纹 E THREAD E	软管 HOSE BORE		管子外径 TUBE O. D.	O 型圈 O RING	尺寸 DIMENSIONS		
		公称内径 DN	标号 DASH			A	C	S2
20411-12-04	M12X1.5	6	04	6	4.5X1.5	26	1	17
20411-14-04	M14X1.5	6	04	8	6.5X1.5	27.5	2	19
20411-14-06	M14X1.5	10	06	8	6.5X1.5	27.5	2	19
20411-16-04	M16X1.5	6	04	10	8X1.5	28	2	22
20411-16-05	M16X1.5	8	05	10	8X1.5	28	2	22
20411-16-06	M16X1.5	10	06	10	8X1.5	28	2	22
20411-18-05T	M18X1.5	8	05	12	10X1.5	27.5	1.8	22
20411-18-06	M18X1.5	10	06	12	10X1.5	29	2.5	24
20411-18-08	M18X1.5	12	08	12	10X1.5	29.5	2.5	24
20411-22-05T	M22X1.5	8	05	15	12.0X2.0	29.5	2.1	27
20411-22-06T	M22X1.5	10	06	15	12.0X2.0	29	2.5	27
20411-22-08	M22X1.5	12	08	15	12.0X2.0	32	2.5	27
20411-26-10	M26X1.5	16	10	18	15.0X2.0	35	2.5	32
20411-26-12	M26X1.5	20	12	18	15.0X2.0	35	2.5	32
20411-27-10T	M27X1.5	16	10	18	15.0X2.0	35	2.5	32
20411-27-12	M27X1.5	20	12	18	15.0X2.0	35	2.5	32
20411-30-10T	M30X2	16	10	22	20.0X2.0	35	4	36
20411-30-12	M30X2	20	12	22	20.0X2.0	38	4	36
20411-36-12T	M36X2	20	12	28	26.0X2.0	35	4	41
20411-36-14T	M36X2	22	14	28	26.0X2.0	36	4	41
20411-45-16T	M45X2	25	16	35	32.0X2.5	41	5	55
20411-45-20T	M45X2	32	20	35	32.0X2.5	42	5	55
20411-52-20T	M52X2	32	20	42	38.0X2.5	44	5.5	60
20411-52-24T	M52X2	40	24	42	38.0X2.5	44	5.5	60

注：1.代表代号中用于编织软管 2.如需用于缠绕软管代号改为 20412-xx-xx.

Note: 1.For use with braided hoses . 2. If use with spiral hoses , hose fitting series number is 20412-xx-xx

扣压式软管接头 SWAGED HOSE FITTING



20441 20441-T

45° 公制内螺纹 24° 锥带 O 型圈轻系列

45° METRIC FEMALE 24° CONE O-RING L. T.

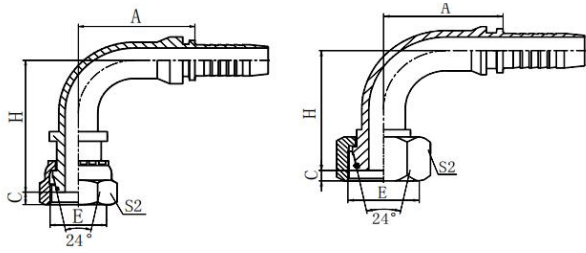
代号 PART NO.	螺纹 E THREAD E	软管 HOSE BORE		管子外径 TUBE O. D.	O 型圈 O RING	尺寸 DIMENSIONS			
		公称内径 DN	标号 DASH			A	C	H	S2
20441-14-04	M14X1.5	6	04	8	6.5X1.5	49	2	27	19
20441-16-05	M16X1.5	8	05	10	8X1.5	51.5	2	28.2	22
20441-16-06	M16X1.5	10	06	10	8X1.5	53.4	2	29.2	22
20441-18-05T	M18X1.5	8	05	12	10X1.5	46.2	2.5	22.9	22
20441-18-06	M18X1.5	10	06	12	10X1.5	54.2	2.5	29.9	24
20441-22-05T	M22X1.5	8	05	15	12.0X2.0	48.3	2.5	25	27
20441-22-06T	M22X1.5	10	06	15	12.0X2.0	50.4	2.5	25.7	27
20441-22-08	M22X1.5	12	08	15	12.0X2.0	68.1	2.5	33.2	27
20441-26-08T	M26X1.5	12	08	18	15.0X2.0	62	2.5	26.1	32
20441-26-10	M26X1.5	16	10	18	15.0X2.0	80.7	2.5	35.9	32
20441-26-12	M26X1.5	20	12	18	15.0X2.0	86.9	2.5	39.5	32
20441-27-10T	M27X1.5	16	10	18	15.0X2.0	80.7	2.5	35.9	32
20441-27-12	M27X1.5	20	12	18	15.0X2.0	86.9	2.5	39.5	32
20441-30-10T	M30X2	16	10	22	20.0X2.0	75.1	4	30.3	36
20441-30-12	M30X2	20	12	22	20.0X2.0	89.1	4	41.7	36
20441-36-12T	M36X2	20	12	28	26.0X2.0	82	4	33.9	41
20441-36-14T	M36X2	22	14	28	26.0X2.0	83.7	4	33.3	41
20441-45-20T	M45X2	32	20	35	32.0X2.5	99.6	5	40.8	55
20441-52-20T	M52X2	32	20	42	38.0X2.5	102.6	5.5	41.9	60
20441-52-24T	M52X2	40	24	42	38.0X2.5	116.6	5.5	45.8	60

注：1.代表代号中用于编织软管

2.如需用于缠绕软管代号改为 20442-xx-xx.

Note: 1.For use with braided hoses . 2. If use with spiral hoses , hose fitting series number is 20442-xx-xx

扣压式软管接头 SWAGED HOSE FITTING



20491 20491-T

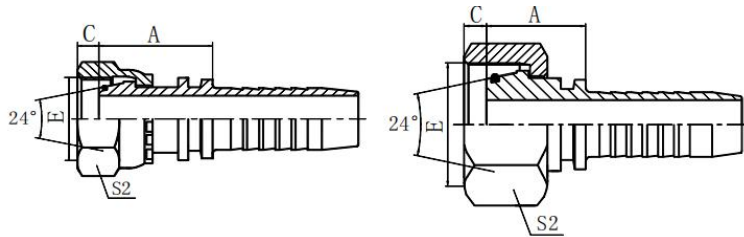
90° 公制内螺纹 24° 锥带 O 型圈轻系列
 90° METRIC FEMALE 24° CONE O-RING L. T.

代号 PART NO.	螺纹 E THREAD E	软管 HOSE BORE		管子外径 TUBE O. D.	O 型圈 O RING	尺寸 DIMENSIONS			
		公称内径 DN	标号 DASH			A	C	H	S2
20491-12-03	M12X1.5	5	03	6	4.5X1.5	26.5	1	41.5	17
20491-12-04	M12X1.5	6	04	6	4.5X1.5	30	1	44.5	17
20491-14-04	M14X1.5	6	04	8	6.5X1.5	30	2	46	19
20491-16-04	M16X1.5	6	04	10	8X1.5	30	2	46.5	22
20491-16-05	M16X1.5	8	05	10	8X1.5	33	2	49.5	22
20491-16-06	M16X1.5	10	06	10	8X1.5	35.3	2	51.8	22
20491-18-05T	M18X1.5	8	05	12	10X1.5	33	2.5	42	22
20491-18-06	M18X1.5	10	06	12	10X1.5	35.3	2.5	53.3	24
20491-22-06T	M22X1.5	10	06	15	12.0X2.0	35.3	2.5	47.3	27
20491-22-08	M22X1.5	12	08	15	12.0X2.0	41	2.5	61	27
20491-26-08T	M26X1.5	12	08	18	15.0X2.0	42	2.5	51	32
20491-26-10	M26X1.5	16	10	18	15.0X2.0	56.5	2.5	67.5	32
20491-26-12	M26X1.5	20	12	18	15.0X2.0	65.5	2.5	77	32
20491-27-10	M27X1.5	16	10	18	15.0X2.0	56.5	2.5	67.5	32
20491-27-12	M27X1.5	20	12	18	15.0X2.0	65.5	2.5	77	32
20491-30-10T	M30X2	16	10	22	20.0X2.0	56.5	4	57.2	36
20491-30-12	M30X2	20	12	22	20.0X2.0	65.5	4	80	36
20491-36-12T	M36X2	20	12	28	26.0X2.0	65.5	4	69	41
20491-36-14T	M36X2	22	14	28	26.0X2.0	71.2	4	70	41
20491-45-16T	M45X2	25	16	35	32.0X2.5	76.7	5	75	55
20491-45-20T	M45X2	32	20	35	32.0X2.5	91.5	5	88.5	55
20491-52-20T	M52X2	32	20	42	38.0X2.5	93	5.5	87	60
20491-52-24T	M52X2	40	24	42	38.0X2.5	109.4	5.5	103.5	60

注：1.代表代号中用于编织软管 2.如需用于缠绕软管代号改为 20492-xx-xx.

Note: 1.For use with braided hoses . 2. If use with spiral hoses , hose fitting series number is 20492-xx-xx

扣压式软管接头 SWAGED HOSE FITTING



20511 20511-T

公制内螺纹 24° 锥带 O 型圈重系列

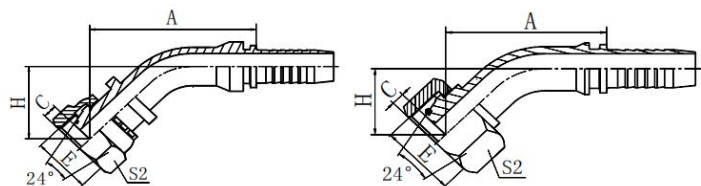
METRIC FEMALE 24° CONE O-RING H. T.

代号 PART NO.	螺纹 E THREAD E	软管 HOSE BORE		管子外径 TUBE O. D.	O 型圈 O RING	尺寸 DIMENSIONS		
		公称内径 DN	标号 DASH			A	C	S2
20511-14-04	M14X1.5	6	04	6	4.5X1.5	28.5	1.1	19
20511-16-04	M16X1.5	6	04	8	6.5X1.5	29	1.5	22
20511-16-05	M16X1.5	8	05	8	6.5X1.5	29	1.5	22
20511-18-04T	M18X1.5	6	04	10	8X1.5	26.5	2	22
20511-18-06	M18X1.5	10	06	10	8X1.5	29	2	24
20511-20-06T	M20X1.5	10	06	12	10X1.5	28.5	2.5	24
20511-20-08	M20X1.5	12	08	12	10X1.5	31.5	2.5	27
20511-22-06T	M22X1.5	10	06	14	11X2.0	28.5	2.5	27
20511-22-08	M22X1.5	12	08	14	11X2.0	31.5	2.5	27
20511-24-06T	M24X1.5	10	06	16	13X2.0	28.5	2.5	30
20511-24-08T	M24X1.5	12	08	16	13X2.0	30	3	30
20511-30-08T	M30X2	12	08	20	16.3X2.4	35	3	36
20511-30-10T	M30X2	16	10	20	16.3X2.4	36	3	36
20511-30-12	M30X2	20	12	20	16.3X2.4	39	3	36
20511-30-14	M30X2	22	14	20	16.3X2.4	39	3	36
20511-36-12T	M36X2	20	12	25	20.3X2.4	36	3	41
20511-36-14T	M36X2	22	14	25	20.3X2.4	36	3	41
20511-36-16	M36X2	25	16	25	20.3X2.4	40.5	3	41
20511-42-12T	M42X2	20	12	30	25.3X2.4	40	5	50
20511-42-16T	M42X2	25	16	30	25.3X2.4	41	5	50
20511-42-20	M42X2	32	20	30	25.3X2.4	46	5	50
20511-52-20T	M52X2	32	20	38	33.3X2.4	44	6.5	60

注：1.代表代号中用于编织软管 2.如需用于缠绕软管代号改为 20512-xx-xx.

Note: 1.For use with braided hoses . 2. If use with spiral hoses , hose fitting series number is 20512-xx-xx

扣压式软管接头 SWAGED HOSE FITTING



20541 20541-T

45° 公制内螺纹 24° 锥带 O 型圈重系列

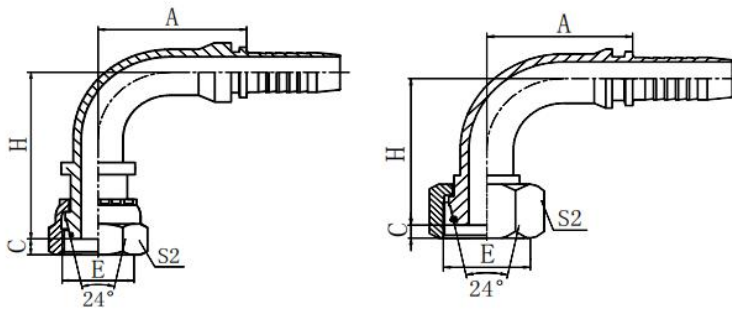
45° METRIC FEMALE 24° CONE O-RING

代号 PART NO.	螺纹 E THREAD E	软管 HOSE BORE		管子外径 TUBE O. D.	O 形圈 O RING	尺寸 DIMENSIONS			
		公称内径 DN	标号 DASH			A	C	H	S2
20541-14-04	M14X1.5	6	04	6	4.5X1.5	50.1	1.1	28	19
20541-16-04	M16X1.5	6	04	8	6.5X1.5	50.4	1.5	28.3	22
20541-16-05	M16X1.5	8	05	8	6.5X1.5	52.2	1.5	28.9	22
20541-18-04T	M18X1.5	6	04	10	8X1.5	43.4	2	21.3	22
20541-18-06	M18X1.5	10	06	10	8X1.5	54.3	2	29.6	24
20541-20-06T	M20X1.5	10	06	12	10X1.5	49.7	2.5	25	24
20541-20-08	M20X1.5	12	08	12	10X1.5	67.8	2.5	32.8	27
20541-22-06T	M22X1.5	10	06	14	11X2.0	49.6	2.5	25.3	27
20541-22-08	M22X1.5	12	08	14	11X2.0	68.1	2.5	33.2	27
20541-24-08T	M24X1.5	12	08	16	13X2.0	62.5	3	27.5	30
20541-24-10	M24X1.5	16	10	16	13X2.0	80.7	2.5	35.9	30
20541-30-10T	M30X2	16	10	20	16.3X2.4	75.8	3	31	36
20541-30-12	M30X2	20	12	20	16.3X2.4	90.5	3	42.4	36
20541-36-12T	M36X2	20	12	25	20.3X2.4	82.7	3	34.6	41
20541-36-14T	M36X2	22	14	25	20.3X2.4	84.4	3	34	41
20541-42-16T	M42X2	25	16	30	25.3X2.4	92.3	5	36.8	50
20541-52-20T	M52X2	32	20	38	33.3X2.4	103.4	6.5	41.2	60
20541-52-24T	M52X2	40	24	38	33.3X2.4	115.9	6.5	45.1	60

注：1.代表代号中用于编织软管 2.如需用于缠绕软管代号改为 20542-xx-xx.

Note: 1.For use with braided hoses . 2. If use with spiral hoses , hose fitting series number is 20542-xx-xx

扣压式软管接头 SWAGED HOSE FITTING



20591 20591-T

90° 公制内螺纹24° 锥带O型圈重系列

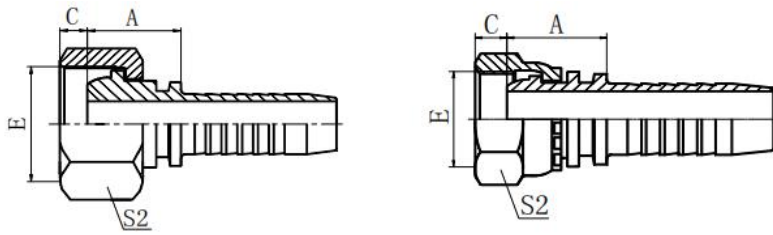
90° METRIC FEMALE 24° CONE O-RING

代号 PART NO.	螺纹 E THREAD E	软管 HOSE BORE		管子外径 TUBE O. D.	O 形圈 O RING	尺寸 DIMENSIONS			
		公称内径 DN	标号 DASH			A	C	H	S2
20591-14-04	M14X1.5	6	04	6	4.5X1.5	30	1.1	47.5	19
20591-16-04	M16X1.5	6	04	8	6.5X1.5	30	1.5	48	22
20591-16-05	M16X1.5	8	05	8	6.5X1.5	33	1.5	51	22
20591-18-05T	M18X1.5	8	05	10	8X1.5	33	2	41.5	22
20591-18-06	M18X1.5	10	06	10	8X1.5	35.3	2	52.8	24
20591-20-06T	M20X1.5	10	06	12	10X1.5	35.8	2.5	46.3	24
20591-20-08	M20X1.5	12	08	12	10X1.5	41	2.5	61	27
20591-22-06T	M22X1.5	10	06	14	11.0X2.0	35.3	2.5	46.8	27
20591-22-08	M22X1.5	12	08	14	11.0X2.0	41	2.5	61	27
20591-24-08T	M24X1.5	12	08	16	13.0X2.0	41	3	53	30
20591-24-10	M24X1.5	16	10	16	13.0X2.0	56.5	2.5	67.5	30
20591-30-10T	M30X2	16	10	20	16.3X2.4	56.5	3	60.5	36
20591-30-12	M30X2	20	12	20	16.3X2.4	65.5	3	81	36
20591-36-12T	M36X2	20	12	25	20.3X2.4	66.2	3	70	41
20591-36-14T	M36X2	22	14	25	20.3X2.4	71.2	3	71	41
20591-42-16T	M42X2	25	16	30	25.3X2.4	78	5	77.5	50
20591-52-20T	M52X2	32	20	38	33.3X2.4	93	6.5	89	60
20591-52-24T	M52X2	40	24	38	33.3X2.4	109.4	6.5	102.5	60

注：1.代表代号中用于编织软管 2.如需用于缠绕软管代号改为 20592-xx-xx.

Note: 1.For use with braided hoses . 2. If use with spiral hoses , hose fitting series number is 20592-xx-xx

扣压式软管接头 SWAGED HOSE FITTING

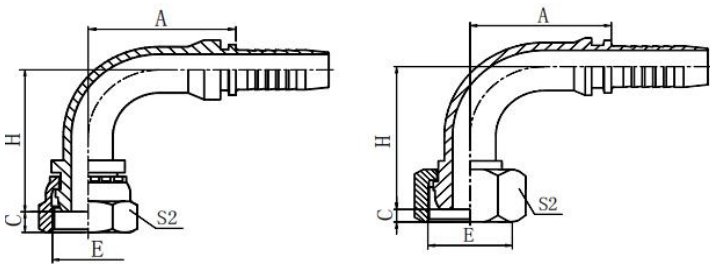


20411C 20411C-T

公制内螺纹 24° 球面轻系列

METRIC FEMALE 24° MULTISEAL L. T.

代号 PART NO.	螺纹 E THREAD E	软管 HOSE BORE		管子外径 TUBE O. D.	尺寸 DIMENSIONS		
		公称内径 DN	标号 DASH		A	C	S1
20411C-12-04	M12X1.5	6	04	6	19.5	3.5	17
20411C-14-04	M14X1.5	6	04	8	20.5	3.5	19
20411C-16-04	M16X1.5	6	04	10	21	3.5	22
20411C-16-05	M16X1.5	8	05	10	21	3.5	22
20411C-16-06	M16X1.5	10	06	10	21	3.5	22
20411C-18-06	M18X1.5	10	06	12	22.5	3	24
20411C-22-06T	M22X1.5	10	06	15	23.5	4.5	27
20411C-22-08	M22X1.5	12	08	15	24	4.5	27
20411C-26-10T	M26X1.5	16	10	18	27	4	32
20411C-30-10T	M30X2	16	10	22	26.5	7	36
20411C-30-12	M30X2	20	12	22	27	7	36
20411C-30-14	M30X2	22	14	22	27	7	36
20411C-36-16	M36X2	25	16	28	29	6.5	41
20411C-45-20T	M45X2	32	20	35	33	7	55
20411C-52-24T	M52X2	40	24	42	34	8	60



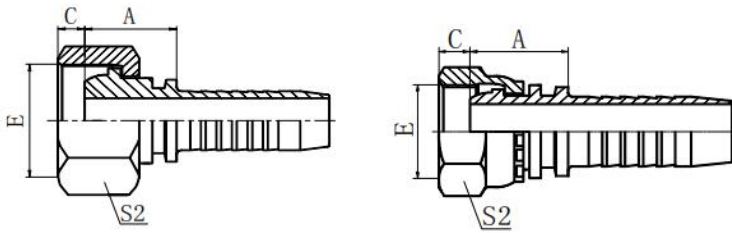
20491C 20491C-T

90° 公制内螺纹 24° 球面轻系列

90° METRIC FEMALE 24° MULTISEAL L. T.

代号 PART NO.	螺纹 E THREAD E	软管 HOSE BORE		管子外径 TUBE O. D.	尺寸 DIMENSIONS			
		公称内径 DN	标号 DASH		A	C	H	S2
20491C-14-04	M14X1.5	6	04	8	30	3.5	39.5	19
20491C-16-04	M16X1.5	6	04	10	30	3.5	40	22
20491C-16-05	M16X1.5	8	05	10	33	3.5	43	22
20491C-16-06	M16X1.5	10	06	10	35.25	3.5	45.2	22
20491C-18-06	M18X1.5	10	06	12	35.25	3	47.25	24
20491C-22-08	M22X1.5	12	08	15	41	4.5	53	27
20491C-26-10	M26X1.5	16	10	18	56.5	4	60	32
20491C-30-12	M30X2	20	12	22	65.5	7	68.5	36
20491C-36-12T	M36X2	20	12	28	65.5	6.5	67.5	41

扣压式软管接头 SWAGED HOSE FITTING

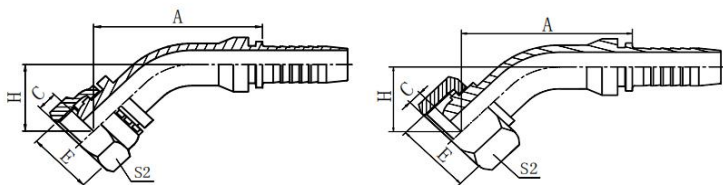


20511C 20511C-T

公制内螺纹 24° 球面重系列

METRIC FEMALE 24° MULTISEAL H. T.

代号 PART NO.	螺纹 E THREAD E	软管 HOSE BORE		管子外径 TUBE O. D.	尺寸 DIMENSIONS		
		公称内径 DN	标号 DASH		A	C	S2
20511C-18-04T	M18X1.5	6	04	10	21	3	22
20511C-20-05T	M20X1.5	8	05	12	21.5	4.5	24
20511C-20-06T	M20X1.5	10	06	12	21.5	4.5	24
20511C-22-06T	M22X1.5	10	06	14	21.5	4.5	27
20511C-24-08T	M24X1.5	12	08	16	23	5	30
20511C-30-10T	M30X2	16	10	20	26.5	7	36
20511C-36-12T	M36X2	20	12	25	27	6.5	41
20511C-42-16T	M42X2	25	16	30	29.5	9	50
20511C-52-20T	M52X2	32	20	38	34	8	60



20541C 20541C-T

45° 公制内螺纹 24° 球面重系列

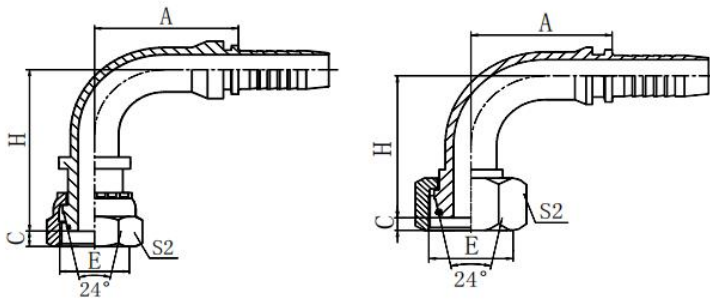
45° METRIC FEMALE 24° MULTISEAL H. T.

代号 PART NO.	螺纹 E THREAD E	软管 HOSE BORE		管子外径 TUBE O. D.	尺寸 DIMENSIONS			
		公称内径 DN	标号 DASH		A	C	H	S2
20541C-16-04	M16X1.5	6	04	8	44.8	3	22.7	19
20541C-18-04T	M18X1.5	6	04	10	43.7	3	21.6	22
20541C-20-06T	M20X1.5	10	06	12	48.9	4.5	24.6	24
20541C-24-08T	M24X1.5	12	08	16	61.4	2.5	26.5	30

注：1.代表代号中用于编织软管 2.如需用于缠绕软管代号改为 20542C-xx-xx.

Note: 1.For use with braided hoses . 2. If use with spiral hoses , hose fitting series number is 20542C-xx-xx

扣压式软管接头 SWAGED HOSE FITTING

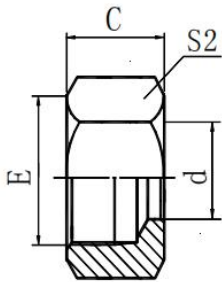


20591C 20591C-T

公制内螺纹 24° 球面重系列

METRIC FEMALE 24° MULTISEAL H. T.

代号 PART NO.	螺纹 E THREAD E	软管 HOSE BORE		管子外径 TUBE O. D.	尺寸 DIMENSIONS			
		公称内径 DN	标号 DASH		A	C	H	S2
20591C-16-04	M16X1.5	6	04	8	30	3	40	22
20591C-18-04T	M18X1.5	6	04	10	30	3	38.5	22
20591C-20-05T	M20X1.5	8	05	12	33	4.5	42	24
20591C-20-06T	M20X1.5	10	06	12	35.3	4.5	45.7	24
20591C-22-06T	M22X1.5	10	06	14	35.3	4.5	44.7	27
20591C-24-08T	M24X1.5	12	08	16	41	5	52	30
20591C-30-10T	M30X2	16	10	20	56.5	7	56.5	36
20591C-36-12T	M36X2	20	12	25	65.5	6.5	66.5	41
20591C-42-16T	M42X2	25	16	30	78	9	73.5	50
20591C-52-20T	M52X2	32	20	38	93	8	87.3	60



NL

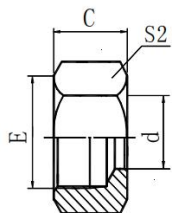
轻系列卡套螺母

RETAINING NUT L. T.

DIN 3870

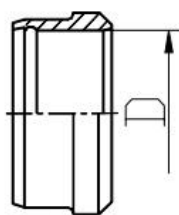
代号 PART NO.	螺纹 E THREAD E	管子直径 d TUBE O. D.	尺寸 DIMENSIONS	
			C	S2
NL-12	M12X1.5	6	14.5	14
NL-14	M14X1.5	8	14.5	17
NL-16	M16X1.5	10	15.5	19
NL-18	M18X1.5	12	15.5	22
NL-22	M22X1.5	15	17	27
NL-26	M26X1.5	18	18	32
NL-30	M30X2	22	20	36
NL-36	M36X2	28	21	41
NL-45	M45X2	35	24	50
NL-52	M52X2	42	24	60

扣压式软管接头 SWAGED HOSE FITTING



NS
轻系列卡套螺母
RETAINING NUT H. T.
DIN 3870

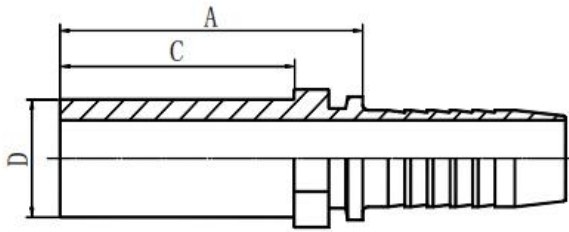
代号 PART NO.	螺纹 E THREAD E	管子直径 d TUBE O. D.	尺寸 DIMENSIONS	
			C	S2
NS-14	M14X1.5	6	16.5	17
NS-16	M16X1.5	8	16.5	19
NS-18	M18X1.5	10	17.5	22
NS-20	M20X1.5	12	17.5	24
NS-22	M22X1.5	14	20.5	27
NS-24	M24X1.5	16	20.5	30
NS-30	M30X2	20	24	36
NS-36	M36X2	25	27	46
NS-42	M42X2	30	29	50
NS-52	M52X2	38	32.5	60



RL、RS
卡套
CUTTING RINGS
DIN3861

代号 PART NO.	管子外径 D TUBE O. D.	尺寸 DIMENSIONS	备注
RL-06	6	与重系列相应规格一致 The same as the RS series	轻系列
RL-08	8		
RL-10	10		
RL-12	12		
RL-15	15		
RL-18	18		
RL-22	22		
RL-28	28		
RL-35	35		
RL-42	42		
RS-06	6		重系列
RS-08	8		
RS-10	10		
RS-12	12		
RS-14	14		
RS-16	16		
RS-20	20		
RS-25	25		
RS-30	30		
RS-38	38		

扣压式软管接头 SWAGED HOSE FITTING



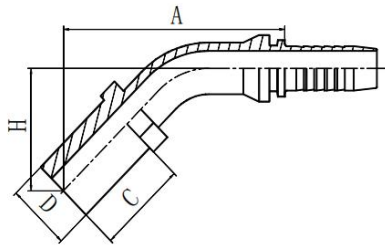
50011

卡套式直管

METRIC STANDPIPE STRAIGHT

代号 PART NO.	管子外径 D TUBE O. D.	软管 HOSE BORE		尺寸 DIMENSIONS		备注 NOTE
		公称内径 DN	标号 DASH	A	C	
50011-06-03	6	05	03	28.5	22	轻系列
50011-06-04	6	6	04	29	22	
50011-10-05	10	8	05	31	23	
50011-10-06	10	10	06	32	23	
50011-12-06	12	10	06	33.5	23	
50011-12-08	12	12	08	33	23	
50011-15-06	15	10	06	35.5	25	
50011-15-08	15	12	08	35.5	25	
50011-18-08	18	12	08	36.5	26	
50011-18-10	18	16	10	41	26	
50011-22-10	22	16	10	44	28	
50011-22-12	22	20	12	44	28	
50011-22-16	22	25	16	46	28	
50011-28-16	28	25	16	47	30	
50011-35-20	35	32	20	56	36	
50011-42-24	42	40	24	62	40	
50011-08-04	8	6	04	31	24	重系列
50011-08-05	8	8	05	33	24	
50011-08-06	8	10	06	33	24	
50011-10-04	10	6	04	35	26	
50011-12-04	12	06	04	34.5	26	
50011-12-05	12	8	05	35.5	26	
50011-14-06	14	10	06	39.5	29	
50011-14-08	14	12	08	40	29	
50011-14-12	14	20	12	45.5	29	
50011-16-08	16	12	08	41	30	
50011-16-10	16	16	10	45.5	30	
50011-20-10	20	16	10	52.5	36	
50011-20-12	20	20	12	52.5	36	
50011-25-12	25	20	12	56	40	
50011-25-16	25	25	16	57	40	
50011-30-16	30	25	16	63	44	
50011-30-20	30	32	20	64	44	
50011-38-16	38	25	16	69	50	
50011-38-20	38	32	20	70	50	

扣压式软管接头 SWAGED HOSE FITTING



50041

45° 公制 DIN2353 卡套式直管

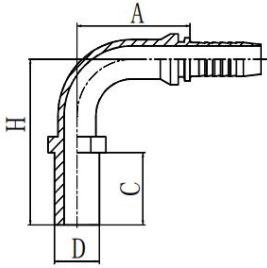
45° METRIC STANDPIPE STRAIGHT

代号 PART NO.	管子外径 D TUBE O. D.	软管 HOSE BORE		尺寸 DIMENSIONS			备注 NOTE
		公称内径 DN	标号 DASH	A	C	H	
50041-06-03	6	05	03	47.8	22	27.5	轻系列
50041-06-04	6	6	04	52.2	22	30.1	
50041-08-05	8	8	05	55.7	24	32.4	
50041-08-06	8	10	06	57.9	24	33.1	
50041-10-05	10	8	05	54	23	30.6	
50041-10-06	10	10	06	56.1	23	31.3	
50041-12-06	12	10	06	58.5	23	34.5	
50041-12-08	12	12	08	72.4	23	37.4	
50041-15-06	15	10	06	59.3	25	34.5	
50041-15-08	15	12	08	70.6	25	35.7	
50041-18-08	18	12	08	73.4	26	38.5	
50041-18-10	18	16	10	84.6	26	39.8	
50041-22-10	22	16	10	87.1	28	42.3	
50041-22-12	22	20	12	93.3	28	45.9	
50041-22-16	22	25	16	100.9	28	46.7	
50041-28-16	28	25	16	103.7	30	49.5	
50041-35-20	35	32	20	118.5	36	57.8	
50041-08-04	8	6	04	53.6	24	31.5	
50041-10-04	10	6	04	54	26	31.9	
50041-12-04	12	06	04	57.1	26	35.1	
50041-12-05	12	8	05	59.2	26	35.9	
50041-14-06	14	10	06	62.1	29	37.3	
50041-14-08	14	12	08	73.8	29	38.8	
50041-14-12	14	20	12	91.9	29	43.8	
50041-16-08	16	12	08	76.6	30	41.7	
50041-16-10	16	16	10	87.8	30	43	
50041-20-10	20	16	10	92.8	36	48	
50041-20-12	20	20	12	100.7	36	52.6	
50041-25-12	25	20	12	101.8	40	54.4	
50041-25-16	25	25	16	109.4	40	55.2	
50041-30-16	30	25	16	113.6	44	59.4	
50041-30-20	30	32	20	124.2	44	63.5	
50041-38-16	38	25	16	117.9	50	63.6	
50041-38-20	38	32	20	128.4	50	67.7	

注：1.代表代号中用于编织软管 2.如需用于缠绕软管代号改为 50042-xx-xx.

Note: 1.For use with braided hoses . 2. If use with spiral hoses , hose fitting series number is 50042-xx-xx

扣压式软管接头 SWAGED HOSE FITTING



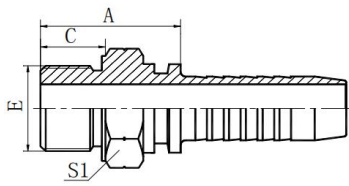
50091 90° 公制卡套式直管 90°METRIC STANDPIPE STRAIGHT

代号 PART NO.	管子外径 D TUBE O. D.	软管 HOSE BORE		尺寸 DIMENSIONS			备注 NOTE
		公称内径 DN	标号 DASH	A	C	H	
50091-06-03	6	05	03	26.5	22	45	轻系列
50091-06-04	6	6	04	30	22	48	
50091-08-05	8	8	05	34	24	55.5	
50091-08-06	8	10	06	35.8	24	57.8	
50091-10-05	10	8	05	34	23	53	
50091-10-06	10	10	06	35.3	23	55.3	
50091-12-06	12	10	06	35.3	23	59.8	
50091-12-08	12	12	08	41	23	67	
50091-15-06	15	10	06	35.8	25	59.8	
50091-15-08	15	12	08	41	25	65	
50091-18-08	18	12	08	41	26	68.5	
50091-18-10	18	16	10	56.5	26	73	
50091-22-10	22	16	10	56.5	28	76.5	
50091-22-12	22	20	12	65.5	28	86	
50091-22-16	22	25	16	76.7	28	91.5	
50091-28-16	28	25	16	76.7	30	95.5	
50091-35-20	35	32	20	91.5	36	112.5	
50091-08-04	8	6	04	30	24	52.5	
50091-10-04	10	6	04	30	26	53	
50091-12-04	12	6	04	30	26	57.5	
50091-12-05	12	8	05	33	26	60.5	
50091-14-06	14	10	06	35.3	29	63.8	
50091-14-08	14	12	08	41	29	69	
50091-14-12	14	20	12	66.2	29	83	
50091-16-08	16	12	08	42	30	73	
50091-16-10	16	16	10	56.5	30	77.5	
50091-20-10	20	16	10	56.5	36	84.5	
50091-20-12	20	20	12	65.5	36	95.5	
50091-25-12	25	20	12	65.5	40	98	
50091-25-16	25	25	16	76.7	40	103.5	
50091-30-16	30	25	16	78	40	109.5	
50091-30-20	30	32	20	91.5	44	120.5	
50091-38-16	38	25	16	76.7	50	115.5	
50091-38-20	38	32	20	91.5	50	126.5	

注：1.代表代号中用于编织软管 2.如需用于缠绕软管代号改为 50092-xx-xx.

Note: 1.For use with braided hoses . 2. If use with spiral hoses , hose fitting series number is 50092-xx-xx

扣压式软管接头 SWAGED HOSE FITTING

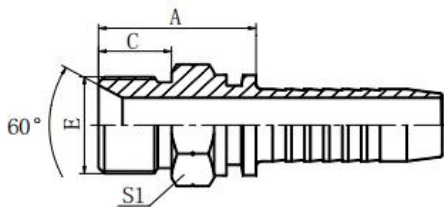


12211 英管外螺纹 O 型圈密封 BSP MALE O-RING SEAL

代号 PART NO.	螺纹 E THREAD E	软管 HOSE BORE		O 型圈 O-RING	尺寸 DIMENSIONS		
		公称内径 DN	标号 DASH		A	C	S1
12211-04-04	G1/4"X19	6	04	O111	23.5	11	19
12211-04-06	G1/4"X19	10	06	O111	23.5	11	19
12211-06-06	G3/8"X19	10	06	O113	26.5	12	22
12211-08-04	G1/2"X14	6	04	O115	33.5	14	27
12211-08-06	G1/2"X14	10	06	O115	33.5	14	27
12211-08-08	G1/2"X14	12	08	O115	34	14	27
12211-10-10	G5/8"X14	16	10	O910	36	15.5	30
12211-12-10	G3/4"X14	16	10	O119	33.5	15.5	32
12211-12-12	G3/4"X14	20	12	O119	38	15.5	32
12211-12-16	G3/4"X14	25	16	O119	36	15.5	32
12211-16-16	G1"X11	25	16	O217	44.5	18.5	41
12211-20-20	G1.1/4"X11	32	20	O222	46	20	50

注：1.代表代号中用于编织软管 2.如需用于缠绕软管代号改为 12212-xx-xx.

Note: 1.For use with braided hoses . 2. If use with spiral hoses , hose fitting series number is 12212-xx-xx



12611 英锥管外螺纹 60° 内锥面 BSP MALE 60° CONE SEAT

代号 PART NO.	螺纹 E THREAD E	软管 HOSE BORE		尺寸 DIMENSIONS		
		公称内径 DN	标号 DASH	A	C	S1
12611-02-03	G1/8"X28	6	04	22.5	10	12
12611-04-04	G1/4"X19	6	04	24.5	12	14
12611-06-05	G3/8"X19	8	05	26	13.5	17
12611-06-06	G3/8"X19	10	06	26	13.5	17
12611-06-08	G3/8"X19	12	08	26.5	13.5	19
12611-08-06	G1/2"X14	10	06	30.5	16	22
12611-08-08	G1/2"X14	12	08	31	16	22
12611-10-08	G5/8"X14	12	08	32.5	17.5	24
12611-10-10	G5/8"X14	16	10	33.5	17.5	24
12611-12-08	G3/4"X14	12	08	35.5	18.5	27
12611-12-10	G3/4"X14	16	10	37	18.5	27
12611-12-12	G3/4"X14	20	12	36.5	18.5	27
12611-16-12	G1"X11	20	12	40.5	20.5	36



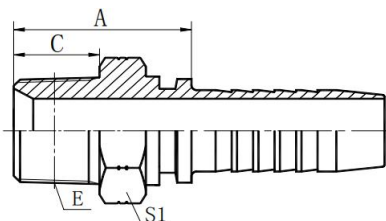
TIANXIANG

扣压式软管接头 SWAGED HOSE FITTING

12611-16-16	G1"X11	25	16	41.5	20.5	36
12611-20-16	G1.1/4"X11	25	16	43.5	20.5	46
12611-20-20	G1.1/4"X11	32	20	44.5	20.5	46
12611-24-24	G1.1/2"X11	40	24	46	23	50
12611-32-32	G2"X11	50	32	53.5	25.5	65

注：1.代表代号中用于编织软管 2.如需用于缠绕软管代号改为 12612-xx-xx.

Note: 1.For use with braided hoses . 2. If use with spiral hoses , hose fitting series number is 12612-xx-xx



13011-SP

英锥管外螺纹

BSP MALE

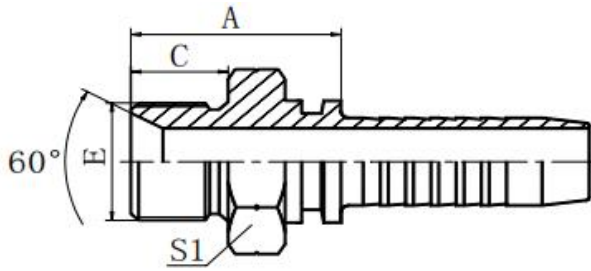
代号 PART NO.	螺纹 E THREAD E	软管 HOSE BORE		尺寸 DIMENSIONS		
		公称内径 DN	标号 DASH	A	C	S1
13011-02-03SP	R1/8"X28	5	03	22	10	12
13011-02-04SP	R1/8"X28	6	04	22.5	10	12
13011-04-04SP	R1/4"X19	6	04	27	14.5	17
13011-04-05SP	R1/4"X19	8	05	25	15.4	17
13011-04-06SP	R1/4"X19	10	06	27	14.5	17
13011-06-04SP	R3/8"X19	6	04	27.5	15	19
13011-06-05SP	R3/8"X19	8	05	26.5	15	19
13011-06-06SP	R3/8"X19	10	06	27.5	15	19
13011-06-08SP	R3/8"X19	12	08	30	15	22
13011-08-06SP	R1/2"X14	10	06	34.5	20	22
13011-08-08SP	R1/2"X14	12	08	35	20	22
13011-08-10SP	R1/2"X14	16	10	38	20	24
13011-08-12SP	R1/2"X14	20	12	38	20	27
13011-12-08SP	R3/4"X14	12	08	37	20	30
13011-12-10SP	R3/4"X14	16	10	38	20	30
13011-12-12SP	R3/4"X14	20	12	38.5	20	30
13011-12-16SP	R3/4"X14	25	16	39.5	20	32
13011-16-12SP	R1"X11	20	12	44	25.5	36
13011-16-16SP	R1"X11	25	16	45	25.5	36
13011-20-20SP	R1.1/4"X11	32	20	49.5	26.5	46
13011-24-24SP	R1.1/2"X11	40	24	51.5	26.5	50
13011-32-24SP	R2"X11	50	32	57	30	65
13011-32-32SP	R2"X11	50	32	57	30	65

注：1.代表代号中用于编织软管 2.如需用于缠绕软管代号改为 13012-xx-xx.

Note: 1.For use with braided hoses . 2. If use with spiral hoses , hose fitting series number is 13012-xx-xx

扣压式软管接头 SWAGED HOSE FITTING

12611A



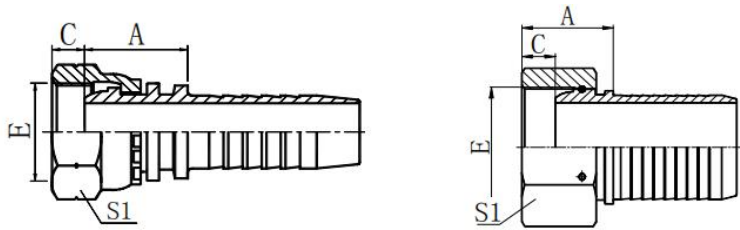
英管外螺纹 60° 内锥面或六角端
面组合垫密封的双用接头
BSP MALE DOUBLE USE FOR 60°
CONE SEAT OR BONDED SEAL

代号 PART NO.	螺纹 E THREAD E	软管 HOSE BORE		尺寸 DIMENSIONS		
		公称内径 DN	标号 DASH	A	C	S1
12611A-02-03	G1/8"X28	5	03	22	10	14
12611A-04-04	G1/4"X19	6	04	24.5	12	19
12611A-04-05	G1/4"X19	8	05	24.5	12	19
12611A-06-05	G3/8"X19	8	05	26	13.5	22
12611A-06-06	G3/8"X19	10	06	28	13.5	22
12611A-06-08	G3/8"X19	12	08	28.5	13.5	22
12611A-08-06	G1/2"X14	10	06	33	16	27
12611A-08-08	G1/2"X14	12	08	33	16	27
12611A-08-10	G1/2"X14	16	10	32	16	27
12611A-10-08	G5/8"X14	12	08	34.5	17.5	30
12611A-10-10	G5/8"X14	16	10	35.5	17.5	30
12611A-12-08	G3/4"X14	12	08	36.5	18.5	32
12611A-12-10	G3/4"X14	16	10	37.5	18.5	32
12611A-12-12	G3/4"X14	20	12	37.5	18.5	32
12611A-16-12	G1"X11	20	12	42.5	20.5	41
12611A-16-16	G1"X11	25	16	43.5	20.5	41
12611A-20-16	G1.1/4"X11	25	16	45.5	20.5	50
12611A-20-20	G1.1/4"X11	32	20	46.5	20.5	50
12611A-24-24	G1.1/2"X11	40	24	49.5	23	55
12611A-32-32	G2"X11	50	32	53.5	25.5	70

注：1.代表代号中用于编织软管 2.如需用于缠绕软管代号改为 12612A-xx-xx.

Note: 1.For use with braided hoses . 2. If use with spiral hoses , hose fitting series number is 12612A-xx-xx

扣压式软管接头 SWAGED HOSE FITTING



22111 22111-W 22111-T

英管内螺纹球面

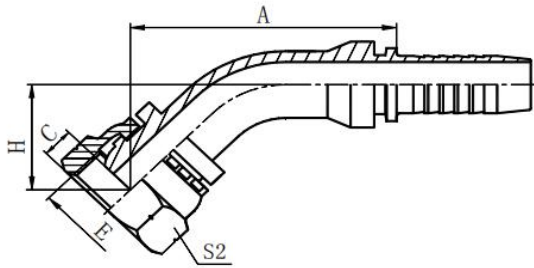
BSP FEMALE MULTISEAL

代号 PART NO.	螺纹 E THREAD E	软管 HOSE BORE		尺寸 DIMENSIONS		
		公称内径 DN	标号 DASH	A	C	S1
22111-02-04	G1/8"X28	6	04	19	2	14
22111-04-03	G1/4"X19	5	03	19	4	19
22111-04-04	G1/4"X19	6	04	19.5	4	19
22111-06-05	G3/8"X19	8	05	20	5	22
22111-06-06	G3/8"X19	10	06	20.5	5	22
22111-06-08	G3/8"X19	12	08	21	5	22
22111-08-06T	G1/2"X14	10	06	22.5	6	27
22111-08-08	G1/2"X14	12	08	23	6	27
22111-08-10	G1/2"X14	16	10	24	6	27
22111-10-10	G5/8"X14	16	10	25	8	30
22111-10-12	G5/8"X14	20	12	25	8	30
22111-12-08T	G3/4"X14	12	08	25	9.5	32
22111-12-10	G3/4"X14	16	10	26	9.5	32
22111-12-12	G3/4"X14	20	12	26	9.5	32
22111-16-12T	G1"X11	20	12	26.5	11	41
22111-16-14	G1"X11	22	14	26.5	11	41
22111-16-16	G1"X11	25	16	28	11	41
22111-20-16T	G1.1/4"X11	25	16	30	10	50
22111-20-20W	G1.1/4"X11	32	20	31.5	10	50
22111-24-24W	G1.1/2"X11	40	24	37	11.5	55
22111-32-32W	G2"X11	50	32	34	15	70

注：1.代表代号中用于编织软管 2.如需用于缠绕软管代号改为 22112-xx-xx.

Note: 1.For use with braided hoses . 2. If use with spiral hoses , hose fitting series number is 22112-xx-xx

扣压式软管接头 SWAGED HOSE FITTING



22141 22141-W 22141-T

45° 英管内螺纹球面

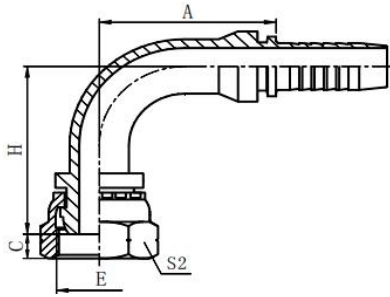
45° BSP FEMALE MULTISEAL

代号 PART NO.	螺纹 E THREAD E	软管 HOSE BORE		尺寸 DIMENSIONS			
		公称内径 DN	标号 DASH	A	C	H	S2
22141-02-04	G1/8"X28	6	04	43.7	2	21.6	14
22141-04-03	G1/4"X19	5	03	41.3	4	20.4	19
22141-04-04	G1/4"X19	6	04	43.7	4	21.6	19
22141-06-05	G3/8"X19	8	05	46.2	5	22.9	22
22141-06-06	G3/8"X19	10	06	48.1	5	23.9	22
22141-06-08	G3/8"X19	12	08	60.4	5	25.4	22
22141-08-04T	G1/2"X14	6	04	43.9	6	23.8	27
22141-08-06T	G1/2"X14	10	06	42.5	6	18.2	27
22141-08-08	G1/2"X14	12	08	61.8	6	26.8	27
22141-08-10	G1/2"X14	16	10	73	6	29	27
22141-10-10	G5/8"X14	16	10	73.7	8	28.9	30
22141-10-12	G5/8"X14	20	12	79.8	8	32.5	30
22141-12-08T	G3/4"X14	12	08	63.2	9.5	28.3	32
22141-12-10	G3/4"X14	16	10	70.4	9.5	29.6	32
22141-12-12	G3/4"X14	20	12	80.6	9.5	33.2	32
22141-16-12	G1"X11	20	12	81.6	11	33.5	41
22141-16-14	G1"X11	22	14	83.3	11	33	41
22141-16-16	G1"X11	25	16	89.2	11	35	41
22141-20-16T	G1.1/4"X11	25	16	91.4	10	37.1	50
22141-20-20W	G1.1/4"X11	32	20	103.4	10	41.2	50
22141-24-24W	G1.1/2"X11	40	25	116.9	11.5	46.2	55
22141-32-32W	G2"X11	50	32	137	15	54	70

注：1.代表代号中用于编织软管 2.如需用于缠绕软管代号改为 22142-xx-xx.

Note: 1.For use with braided hoses . 2. If use with spiral hoses , hose fitting series number is 22142-xx-xx

扣压式软管接头 SWAGED HOSE FITTING



22191 22191-W 22191-T

90° 英管内螺纹球面

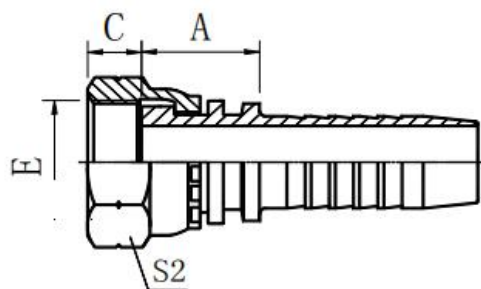
90° BSP FEMALE MULTISEAL

代号 PART NO.	螺纹 E THREAD E	软管 HOSE BORE		尺寸 DIMENSIONS			
		公称内径 DN	标号 DASH	A	C	H	S2
20191-02-04	G1/8"X28	6	04	30	2	38.5	14
20191-04-03	G1/4"X19	5	03	27	4	35	19
22191-04-04	G1/4"X19	6	04	30	4	38.5	19
22191-04-05	G1/4"X19	8	05	33	4	41.5	19
22191-06-05	G3/8"X19	8	05	33	5	42	22
22191-06-06	G3/8"X19	10	06	35.3	5	44.8	22
22191-06-08	G3/8"X19	12	08	41	5	50	22
22191-08-06T	G1/2"X14	10	06	35.3	6	46.8	27
22191-08-08	G1/2"X14	12	08	41	6	52	27
20191-08-10	G1/2"X14	16	10	56.5	6	58	27
22191-10-10	G5/8"X14	16	10	56.5	8	57.5	30
22191-10-12	G5/8"X14	20	12	65.4	8	67	30
22191-12-08T	G3/4"X14	12	08	41	9.5	52	32
22191-12-10	G3/4"X14	16	10	56.5	9.5	58.5	32
22191-12-12	G3/4"X14	20	12	65.5	9.5	68	32
22191-16-12T	G1"X11	20	12	66.2	11	68.5	41
22191-16-14	G1"X11	22	14	71.2	11	69.5	41
22191-16-16	G1"X11	25	16	76.7	11	75	41
22191-20-16T	G1.1/4"X11	25	16	76.7	10	78	50
22191-20-20W	G1.1/4"X11	32	20	93	10	85.3	50
22191-24-24W	G1.1/2"X11	40	24	109.4	11.5	108	55
22191-32-32W	G2"X11	50	32	133.1	15	123.8	70

注：1.代表代号中用于编织软管 2.如需用于缠绕软管代号改为 22192-xx-xx.

Note: 1.For use with braided hoses . 2. If use with spiral hoses , hose fitting series number is 22192-xx-xx

扣压式软管接头 SWAGED HOSE FITTING



22211

英管内螺纹平面

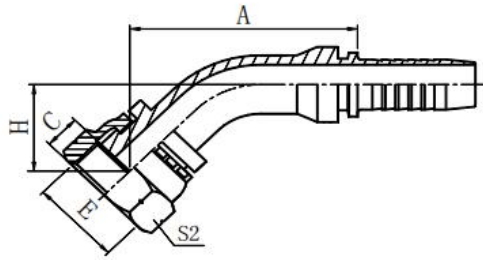
BSP FEMALE FLAT SEAL

代号 PART NO.	螺纹 E THREAD E	软管 HOSE BORE		尺寸 DIMENSIONS		
		公称内径 DN	标号 DASH	A	C	S2
22211-04-04	G1/4"X19	6	04	15.5	8	19
22211-04-06	G1/4"X19	10	06	15.5	8	19
22211-06-04	G3/8"X19	6	04	17	9	22
22211-06-05	G3/8"X19	8	05	17	9	22
22211-06-06	G3/8"X19	10	06	16.5	9	22
22211-06-08	G3/8"X19	12	08	17.5	9	22
22211-08-06T	G1/2"X14	10	06	18	10.5	27
22211-08-08	G1/2"X14	12	08	18.5	10.5	27
22211-10-08	G5/8"X14	12	08	20	12	30
22211-10-10	G5/8"X14	16	10	21	12	30
22211-12-08T	G3/4"X14	12	08	20.5	13.5	32
22211-12-10	G3/4"X14	16	10	21.5	13.5	32
22211-12-12	G3/4"X14	20	12	21.5	13.5	32
22211-16-12T	G1"X11	20	12	21.5	15.5	41
22211-16-16	G1"X11	25	16	23	15.5	41
22211-20-20W	G1.1/4"X11	32	20	26	15.5	50
22211-24-24W	G1.1/2"X11	40	24	27.5	17.5	55
22211-32-32W	G2"X11	50	32	30.5	23	70

注：1.代表代号中用于编织软管 2.如需用于缠绕软管代号改为 22212-xx-xx.

Note: 1.For use with braided hoses . 2. If use with spiral hoses , hose fitting series number is 22212-xx-xx

扣压式软管接头 SWAGED HOSE FITTING



22241

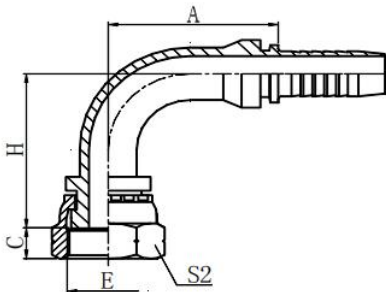
45° 英管内螺纹平面

45° BSP FEMALE FLAT SEAL

代号 PART NO.	螺纹 E THREAD E	软管 HOSE BORE		尺寸 DIMENSIONS			
		公称内径 DN	标号 DASH	A	C	H	S2
22241-04-04	G1/4"X19	6	04	40.9	8	18.8	19
22241-06-06	G3/8"X19	10	06	45.3	9	21	22
22241-08-08	G1/2"X14	12	08	58.9	10.5	24	27
22241-12-12	G3/4"X14	20	12	77.4	13.5	30	32
22241-16-16	G1"X11	25	16	82.7	15.5	31.5	41
22241-20-20W	G1.1/4"X11	32	20	97.3	15.5	36.6	50

注：1.代表代号中用于编织软管 2.如需用于缠绕软管代号改为 22242-xx-xx.

Note: 1.For use with braided hoses . 2. If use with spiral hoses , hose fitting series number is 22242-xx-xx



22291

90° 英管内螺纹平面

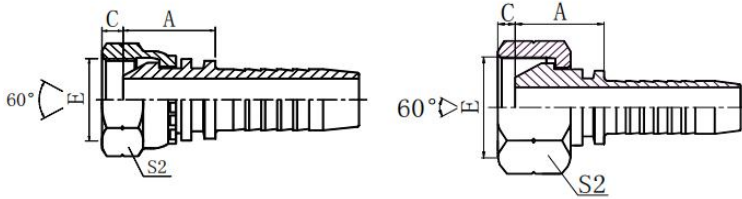
90° BSP FEMALE FLAT SEAL

代号 PART NO.	螺纹 E THREAD E	软管 HOSE BORE		尺寸 DIMENSIONS			
		公称内径 DN	标号 DASH	A	C	H	S2
22291-04-04	G1/4"X19	6	04	30	8	34.5	19
22291-06-06	G3/8"X19	10	06	35.3	9	41.25	22
22291-08-08	G1/2"X14	12	08	41	10.5	48	27
22291-12-12	G3/4"X14	20	12	65.5	13.5	63.5	32
22291-16-16	G1"X11	25	16	76.7	15.5	70	41
22291-20-20W	G1.1/4"X11	32	20	91.5	15.5	82.5	50
22291-24-24W	G1.1/2"X11	40	24	109.4	17.5	97.5	55

注：1.代表代号中用于编织软管 2.如需用于缠绕软管代号改为 22292-xx-xx.

Note: 1.For use with braided hoses . 2. If use with spiral hoses , hose fitting series number is 22292-xx-xx

扣压式软管接头 SWAGED HOSE FITTING



22611 22611-T 22611-W

英管内螺纹 60° 外锥面

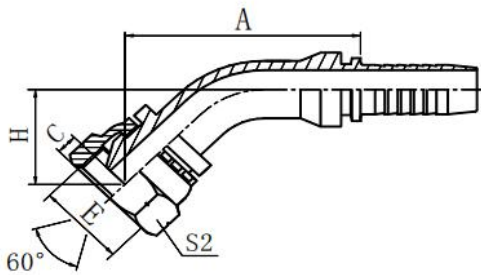
BSP FEMALE 60° CONE

代号 PART NO.	螺纹 E THREAD E	软管 HOSE BORE		尺寸 DIMENSIONS		
		公称内径 DN	标号 DASH	A	C	S2
22611-02-03	G1/8"X28	5	03	15	5.5	14
22611-02-04	G1/8"X28	6	04	15	5.5	14
22611-04-03	G1/4"X19	5	03	17	5.5	19
22611-04-04	G1/4"X19	6	04	18	5.5	19
22611-04-05	G1/4"X19	8	05	18	5.5	19
22611-04-06	G1/4"X19	10	06	18	5.5	19
22611-06-04	G3/8"X19	6	04	19	6.3	22
22611-06-05	G3/8"X19	8	05	19	6.3	22
22611-06-06	G3/8"X19	10	06	19.5	6.3	22
22611-06-08	G3/8"X19	12	08	19.5	6.3	22
22611-08-06T	G1/2"X14	10	06	21	7.5	27
22611-08-08	G1/2"X14	12	08	21.5	7.5	27
22611-10-08	G5/8"X14	12	08	22	9.5	30
22611-10-10	G5/8"X14	16	10	23.5	9.5	30
22611-12-08T	G3/4"X14	12	08	22	10.9	32
22611-12-10	G3/4"X14	16	10	24	10.9	32
22611-12-12	G3/4"X14	20	12	24	10.9	32
22611-16-12T	G1"X11	20	12	24	11.7	41
22611-16-14	G1"X11	22	14	26	11.7	41
22611-16-16	G1"X11	25	16	27	11.7	41
22611-20-16T	G1.1/4"X11	25	16	27.5	11	50
22611-20-20W	G1.1/4"X11	32	20	30.5	11	50
22611-24-20T	G1.1/2"X11	32	20	32	13	55
22611-24-24W	G1.1/2"X11	40	24	32	13	55
22611-32-24T	G2"X11	40	24	30	16	70
22611-32-32W	G2"X11	50	32	31.9	16	70

注: 1.代表代号中用于编织软管 2.如需用于缠绕软管代号改为 22612-xx-xx.

Note: 1.For use with braided hoses . 2. If use with spiral hoses , hose fitting series number is 22612-xx-xx

扣压式软管接头 SWAGED HOSE FITTING



22641 22641-T 22641-W

45° 英管内螺纹 60° 外锥面

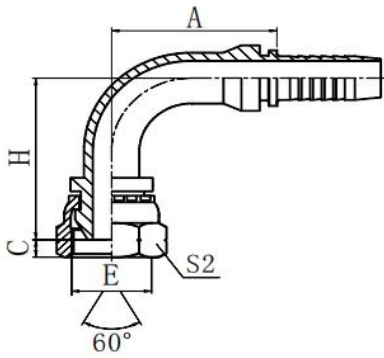
45° BSP FEMALE 60° CONE

代号 PART NO.	螺 纹 E THREAD E	软 管 HOSE BORE		尺 寸 DIMENSIONS			
		公称内径 DN	标号 DASH	A	C	H	S2
22641-04-04	G1/4"X19	6	04	42.3	5.5	20.2	19
22641-06-04	G3/8"X19	6	04	43.2	6.3	21	22
22641-06-05	G3/8"X19	8	05	45.3	6.3	22	22
22641-06-06	G3/8"X19	10	06	46.9	6.3	22.6	22
22641-08-06T	G1/2"X14	10	06	48.1	7.5	23.9	27
22641-08-08	G1/2"X14	12	08	61.1	7.5	26.1	27
22641-10-08	G5/8"X14	12	08	61.4	9.5	26.5	30
22641-10-10	G5/8"X14	16	10	72.6	9.5	27.8	30
22641-12-08T	G3/4"X14	12	08	61.8	10.9	26.9	32
22641-12-10	G3/4"X14	16	10	73	10.9	28.2	32
22641-12-12	G3/4"X14	20	12	79.2	10.9	31.8	32
22641-16-12T	G1"X11	20	12	80.8	11.7	33.4	41
22641-16-16	G1"X11	25	16	88.4	11.7	34.2	41
22641-20-16T	G1.1/4"X11	25	16	85.3	11	31.1	50
22641-20-20W	G1.1/4"X11	32	20	98.8	11	38	50
22641-24-24W	G1.1/2"X11	40	24	116.8	13	45.5	55
22641-32-32W	G2"X11	50	32	135.7	16	52.7	70

注：1.代表代号中用于编织软管 2.如需用于缠绕软管代号改为 22642-xx-xx.

Note: 1.For use with braided hoses . 2. If use with spiral hoses , hose fitting series number is 22642-xx-xx

扣压式软管接头 SWAGED HOSE FITTING



22691 22691-T 22691-W

90° 英管内螺纹 60° 外锥面

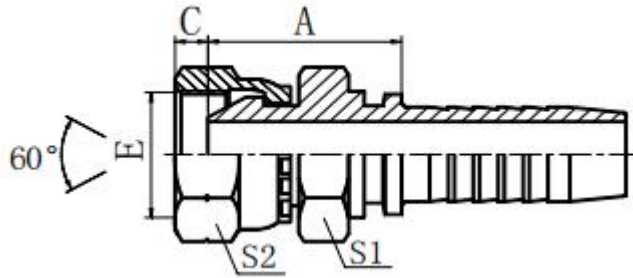
90° BSP FEMALE 60° CONE

代号 PART NO.	螺 纹 E THREAD E	软 管 HOSE BORE		尺 寸 DIMENSIONS			
		公称内径 DN	标号 DASH	A	C	H	S2
22691-02-03	G1/8"X28	5	03	26.5	5.5	31.5	14
22691-02-04	G1/8"X28	6	04	30	5.5	34.5	14
22691-04-03	G1/4"X19	5	03	26.5	5.5	33.5	19
22691-04-04	G1/4"X19	6	04	30	5.5	36.5	19
22691-04-05	G1/4"X19	8	05	33	5.5	39.5	19
22691-04-06	G1/4"X19	10	06	30	5.5	36.5	19
22691-06-04	G3/8"X19	6	04	30	6.3	37.7	22
22691-06-05	G3/8"X19	8	05	33	6.3	40.7	22
22691-06-06	G3/8"X19	10	06	35.3	6.3	43	22
22691-08-06T	G1/2"X14	10	06	35.3	7.5	45.75	27
22691-08-08	G1/2"X14	12	08	41	7.5	51	27
22691-08-10	G1/2"X14	16	10	56.5	7.5	55.5	27
22691-10-08	G5/8"X14	12	08	41	9.5	51.5	30
22691-10-10	G5/8"X14	16	10	56.5	9.5	56	30
22691-12-08T	G3/4"X14	12	08	41	10.9	52.1	32
22691-12-10	G3/4"X14	16	10	56.5	10.9	56.6	32
22691-12-12	G3/4"X14	20	12	65.5	10.9	66	32
22691-16-12T	G1"X11	20	12	65.5	11.7	68.3	41
22691-16-14	G1"X11	22	14	71.2	11.7	69.3	41
22691-16-16	G1"X11	25	16	76.7	11.7	73.8	41
22691-20-16T	G1.1/4"X11	25	16	78	11	69.5	50
22691-20-20W	G1.1/4"X11	32	20	91.5	11	84.3	50
22691-24-24W	G1.1/2"X11	40	24	109.4	13	103	55
22691-32-32W	G2"X11	50	32	131.8	16	123.3	70

注：1.代表代号中用于编织软管 2.如需用于缠绕软管代号改为 22692-xx-xx.

Note: 1.For use with braided hoses . 2. If use with spiral hoses , hose fitting series number is 22692-xx-xx

扣压式软管接头 SWAGED HOSE FITTING



22611D

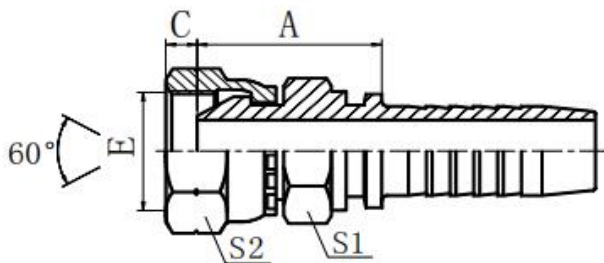
英管内螺纹 60° 外锥面双六角

BSP FEMALE 60° CONE DOUBLE HEXAGON

代号 PART NO.	螺 纹 E THREAD E	软 管 HOSE BORE		尺 寸 DIMENSIONS			
		公称内径 DN	标号 DASH	A	C	S1	S2
22611D-04-04	G1/4"X19	6	04	23.5	5.5	19	19
22611D-06-06	G3/8"X19	10	06	26.5	6.3	22	22
22611D-08-08	G1/2"X14	12	08	31	7.5	27	27
22611D-10-08	G5/8"X14	12	08	32	9.5	30	30
22611D-12-08	G3/4"X14	12	08	33	10.9	32	32
22611D-12-12	G3/4"X14	20	12	34	10.9	32	32
22611D-16-16	G1"X11	25	16	35.5	11.7	41	41
22611D-20-20	G1.1/4"X11	32	20	43.5	11	50	50

注：1.代表代号中用于编织软管 2.如需用于缠绕软管代号改为 22612D-xx-xx.

Note: 1.For use with braided hoses . 2. If use with spiral hoses , hose fitting series number is 22612D-xx-xx



22611D-SM

英管内螺纹 60° 外锥面双六角

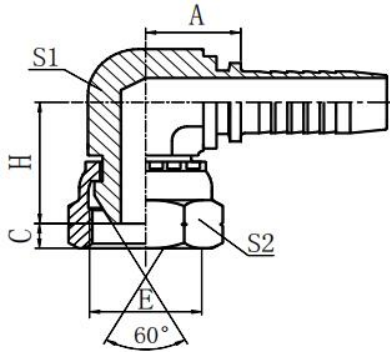
BSP FEMALE 60° CONE DOUBLE HEXAGON

代号 PART NO.	螺 纹 E THREAD E	软 管 HOSE BORE		尺 寸 DIMENSIONS			
		公称内径 DN	标号 DASH	A	C	S1	S2
22611D-04-04SM	G1/4"X19	6	04	23	5.5	14	19
22611D-06-06SM	G3/8"X19	10	06	25	6.3	17	22
22611D-08-08SM	G1/2"X14	12	08	28.5	7.5	22	27
22611D-10-08SM	G5/8"X14	12	08	30	9.5	22	30
22611D-12-08SM	G3/4"X14	12	08	32.1	10.9	27	32
22611D-12-12SM	G3/4"X14	20	12	32.5	10.9	27	32
22611D-16-16SM	G1"X11	25	16	36.3	11.7	32	41
22611D-20-20SM	G1.1/4"X11	32	20	41.5	11	41	50

注：1.代表代号中用于编织软管 2.如需用于缠绕软管代号改为 22612D-xx-xxsm.

Note: 1.For use with braided hoses . 2. If use with spiral hoses , hose fitting series number is 22612D-xx-xxsm

扣压式软管接头 SWAGED HOSE FITTING



22691K

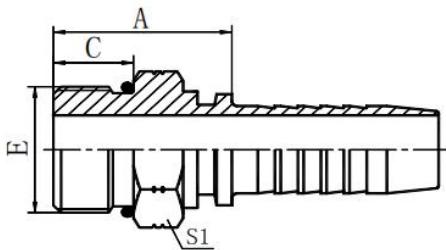
英管内螺纹 60° 外锥面双六角

BSP FEMALE 60° CONE DOUBLE HEXAGON

代号 PART NO.	螺纹 E THREAD E	软管 HOSE BORE		尺寸 DIMENSIONS				
		公称内径 DN	标号 DASH	A	C	H	S1	S2
22691K-04-04	G1/4"X19	6	04	17.5	5.5	18.5	11	19
22691K-06-04	G3/8"X19	6	04	20	6.3	23	16	22
22691K-06-05	G3/8"X19	8	05	20	6.3	23	16	22
22691K-06-06	G3/8"X19	10	06	20	6.3	24	16	22
22691K-08-06	G1/2"X14	10	06	23	7.5	26.5	19	27
22691K-08-08	G1/2"X14	12	08	23.5	7.5	28.5	19	27
22691K-10-10	G5/8"X14	16	10	25	9.5	29.2	22	30
22691K-12-12	G3/4"X14	20	12	27.5	10.9	33	27	32
22691K-16-16	G1"X11	25	16	32.5	11.7	38.1	33	41

注：1.代表代号中用于编织软管 2.如需用于缠绕软管代号改为 22692K-xx-xx.

Note: 1.For use with braided hoses . 2. If use with spiral hoses , hose fitting series number is 22692K-xx-xx



16011

美制 SAE 外螺纹带 O 型圈

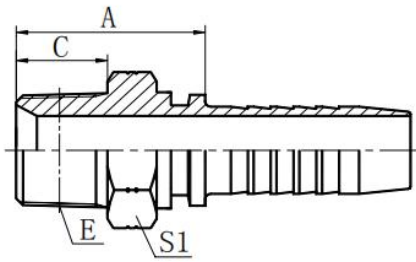
SAE O-RING MALE

代号 PART NO.	螺纹 E THREAD E	软管 HOSE BORE		O 形圈 O RING	尺寸 DIMENSIONS		
		公称内径 DN	标号 DASH		A	C	S1
16011-04-04	7/16"X20	6	04	O904	21.5	9.1	14
16011-05-04	1/2"X20	6	04	O905	21.5	9.1	17
16011-06-05	9/16"X18	8	05	O906	22.5	9.9	17
16011-06-06	9/16"X18	10	06	O906	22.5	9.9	17
16011-08-06	3/4"X16	10	06	O908	24.5	11.1	22
16011-08-08	3/4"X16	12	08	O908	25	11.1	22
16011-10-08	7/8"X14	12	08	O910	29.5	12.7	27
16011-10-10	7/8"X14	16	10	O910	30.5	12.7	27
16011-12-10	1.1/16"X12	16	10	O912	34	15.09	32
16011-12-12	1.1/16"X12	20	12	O912	34	15.1	32
16011-16-16	1.5/16"X12	25	16	O916	36	15.1	38

注：1.代表代号中用于编织软管 2.如需用于缠绕软管代号改为 16012-xx-xx.

Note: 1.For use with braided hoses . 2. If use with spiral hoses , hose fitting series number is 16012-xx-xx

扣压式软管接头 SWAGED HOSE FITTING



15611

布锥管外螺纹

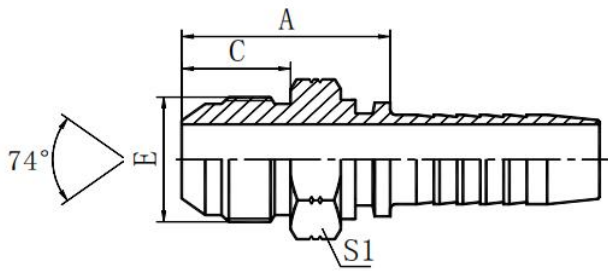
NPT MALE

代号 PART NO.	螺纹 E THREAD E	软管 HOSE BORE		尺寸 DIMENSIONS		
		公称内径 DN	标号 DASH	A	C	S1
15611-02-03	Z1/8"X27	5	03	26	10.5	12
15611-02-04	Z1/8"X27	6	04	22.5	10.5	12
15611-04-03	Z1/4"X18	5	03	27.5	15	17
15611-04-04	Z1/4"X18	6	04	28	15	17
15611-04-05	Z1/4"X18	8	05	28	15	17
15611-04-06	Z1/4"X18	10	06	27	15	17
15611-06-04	Z3/8"X18	6	04	28	16	19
15611-06-05	Z3/8"X18	8	05	28	16	19
15611-06-06	Z3/8"X18	10	06	30	16	19
15611-06-08	Z3/8"X18	12	08	30.5	16	19
15611-08-06	Z1/2"X14	10	06	34.5	19.5	22
15611-08-08	Z1/2"X14	12	08	34.5	19.5	22
15611-08-10	Z1/2"X14	16	10	36	19.5	22
15611-12-08	Z3/4"X14	12	08	37.5	19.5	30
15611-12-10	Z3/4"X14	16	10	38	19.5	30
15611-12-12	Z3/4"X14	20	12	38.5	19.5	30
15611-12-16	Z3/4"X14	25	16	39.5	19.5	32
15611-16-10	Z1"X11.5	16	10	45	25.5	36
15611-16-12	Z1"X11.5	20	12	45	25.5	36
15611-16-16	Z1"X11.5	25	16	44.5	25.5	36
15611-20-16	Z1.1/4"X11.5	25	16	49.5	26.5	46
15611-20-20	Z1.1/4"X11.5	32	20	49	26.5	46
15611-24-24	Z1.1/2"X11.5	40	24	51	27.5	50
15611-32-32	Z2"X11.5	50	32	55	27.5	65

注：1.代表代号中用于编织软管 2.如需用于缠绕软管代号改为 15612-xx-xx.

Note: 1.For use with braided hoses . 2. If use with spiral hoses , hose fitting series number is 15612-xx-xx

扣压式软管接头 SWAGED HOSE FITTING



16711

美制 JIC 外螺纹 74° 外锥面

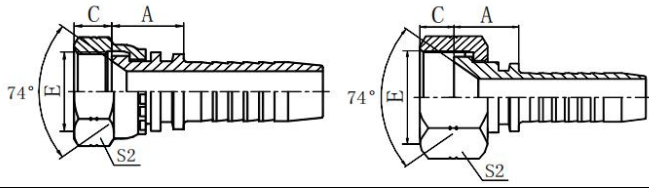
JIC MALE 74° CONE

代号 PART NO.	螺纹 E THREAD E	软管 HOSE BORE		尺寸 DIMENSIONS		
		公称内径 DN	标号 DASH	A	C	S1
16711-04-03	7/16"X20	5	03	26	14	12
16711-04-04	7/16"X20	6	04	26.5	14	12
16711-05-04	1/2"X20	6	04	26.5	14	14
16711-05-05	1/2"X20	8	05	26.5	14	14
16711-05-06	1/2"X20	10	06	26.5	14	17
16711-06-04	9/16"X18	6	04	26.5	14.1	17
16711-06-05	9/16"X18	8	05	26.5	14.1	17
16711-06-06	9/16"X18	10	06	26.5	14.1	17
16711-08-06	3/4"X16	10	06	31.5	16.7	22
16711-08-08	3/4"X16	12	08	32	16.7	22
16711-10-06	7/8"X14	10	06	32	19.3	24
16711-10-08	7/8"X14	12	08	34.3	19.3	24
16711-10-10	7/8"X14	16	10	35.5	19.3	24
16711-12-08	1.1/16"X12	12	08	39	21.9	27
16711-12-10	1.1/16"X12	16	10	40	21.9	27
16711-12-12	1.1/16"X12	20	12	40	21.9	30
16711-12-16	1.1/16"X12	25	16	41	21.9	30
16711-14-10	1.3/16"X12	16	10	41.5	22.6	32
16711-14-12	1.3/16"X12	20	12	40.6	22.6	32
16711-16-12	1.5/16"X12	20	12	42.5	23.1	36
16711-16-16	1.5/16"X12	25	16	43.5	23.1	36
16711-20-16	1.5/8"X12	25	16	46.5	24.3	46
16711-20-20	1.5/8"X12	32	20	47.5	24.3	46
16711-24-20	1.7/8"X12	32	20	53	27.5	50
16711-24-24	1.7/8"X12	40	24	53	27.5	50
16711-32-32	2.1/2"X12	50	32	62	33.9	65

注：1.代表代号中用于编织软管 2.如需用于缠绕软管代号改为 16712-xx-xx.

Note: 1.For use with braided hoses . 2. If use with spiral hoses , hose fitting series number is 16712-xx-xx

扣压式软管接头 SWAGED HOSE FITTING



26711 26711-T

美制 JIC 内螺纹 74° 内锥面

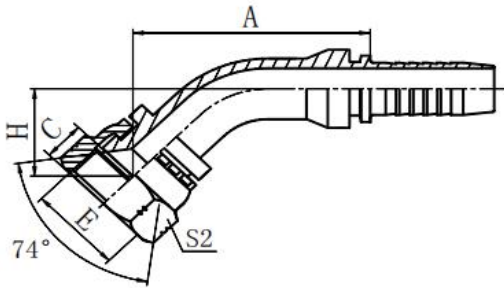
JIC FEMALE 74° CONE SEAT

代号 PART NO.	螺纹 E THREAD E	软管 HOSE BORE		尺寸 DIMENSIONS		
		公称内径 DN	标号 DASH	A	C	S2
26711-04-03	7/16"X20	5	03	14.5	9	15
26711-04-04	7/16"X20	6	04	15	9	15
26711-05-04	1/2"X20	6	04	15.5	9.5	17
26711-05-05	1/2"X20	8	05	15.5	9.5	17
26711-05-06	1/2"X20	10	06	15.5	9.5	17
26711-06-04	9/16"X18	6	04	15.5	10.5	19
26711-06-05	9/16"X18	8	05	15.5	10.5	19
26711-06-06	9/16"X18	10	06	15.5	10.5	19
26711-06-08	9/16"X18	12	08	16	10.5	19
26711-08-06	3/4"X16	10	06	17.5	11	24
26711-08-08	3/4"X16	12	08	18	11	24
26711-08-10	3/4"X16	16	10	19.5	11	24
26711-10-06	7/8"X14	10	06	18	13	27
26711-10-08	7/8"X14	12	08	18.5	13	27
26711-10-10	7/8"X14	16	10	20	13	27
26711-10-12	7/8"X14	20	12	20	13	27
26711-12-08	1.1/16"X12	12	08	20	15	32
26711-12-10	1.1/16"X12	16	10	21.5	15	32
26711-12-12	1.1/16"X12	20	12	21.5	15	32
26711-12-16	1.1/16"X12	25	16	23	15	32
26711-14-12	1.3/16"X12	20	12	21.5	15	36
26711-16-12	1.5/16"X12	20	12	21.5	16	41
26711-16-14	1.5/16"X12	22	14	21.5	16	41
26711-16-16	1.5/16"X12	25	16	23	16	41
26711-16-20	1.5/16"X12	32	20	24	16	41
26711-20-16	1.5/8"X12	25	16	24.5	17	50
26711-20-20	1.5/8"X12	32	20	26	17	50
26711-24-20	1.7/8"X12	32	20	26.5	20	55
26711-24-22	1.7/8"X12	35	22	26.5	20	55
26711-24-24	1.7/8"X12	40	24	26.5	20	55
26711-32-24T	2.1/2"X12	40	24	27	23.5	75
26711-32-32T	2.1/2"X12	50	32	27	23.5	75

注：1.代表代号中用于编织软管 2.如需用于缠绕软管代号改为 26712-xx-xx.

Note: 1.For use with braided hoses . 2. If use with spiral hoses , hose fitting series number is 26712-xx-xx

扣压式软管接头 SWAGED HOSE FITTING



26741 26741-W

45° 美制 JIC 内螺纹 74° 内锥面

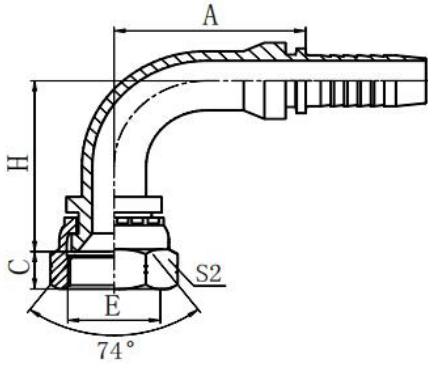
45° JIC FEMALE 74° CONE SEAT

代号 PART NO.	螺纹 E THREAD E	软管 HOSE BORE		尺寸 DIMENSIONS			
		公称内径 DN	标号 DASH	A	C	H	S2
26741-04-03	7/16"X20	5	03	37.6	9	17.2	15
26741-04-04	7/16"X20	6	04	40.2	9	18.1	15
26741-05-04	1/2"X20	6	04	40.5	9.5	18.5	17
26741-05-05	1/2"X20	8	05	42.7	9.5	19.3	17
26741-05-06	1/2"X20	10	06	44.6	9.5	20.3	17
26741-06-04	9/16"X18	6	04	40.5	10.5	18.5	19
26741-06-05	9/16"X18	8	05	42.7	10.5	19.3	19
26741-06-06	9/16"X18	10	06	44.3	10.5	20	19
26741-06-08	9/16"X18	12	08	56.8	10.5	20	19
26741-08-06	3/4"X16	10	06	45.7	11	21.4	24
26741-08-08	3/4"X16	12	08	58.6	11	23.5	24
26741-10-08	7/8"X14	12	08	58.9	13	24	27
26741-10-10	7/8"X14	16	10	70.1	13	25.3	27
26741-10-12	7/8"X14	20	12	77	13	28.9	27
26741-12-08	1.1/16"X12	12	08	60	15	25	32
26741-12-10	1.1/16"X12	16	10	71.21	15	26.4	32
26741-12-12	1.1/16"X12	20	12	77.4	15	30	32
26741-12-16	1.1/16"X12	25	16	85.3	15	31	32
26741-14-12	1.3/16"X12	20	12	77.4	15	30	36
26741-16-12	1.5/16"X12	20	12	77.4	16	30	41
26741-16-16	1.5/16"X12	25	16	85.7	16	31.5	41
26741-16-20	1.5/16"X12	32	20	96.3	16	35.5	41
26741-20-20W	1.5/8"X12	32	20	96.6	17	35.9	50
26741-24-20W	1.7/8"X12	32	20	100.8	20	40.1	55
26741-24-24W	1.7/8"X12	40	24	114.8	20	44.1	55
26741-32-32W	2.1/2"X12	50	32	135.9	23.5	51.6	75

注：1.代表代号中用于编织软管 2.如需用于缠绕软管代号改为 26742-xx-xx.

Note: 1.For use with braided hoses . 2. If use with spiral hoses , hose fitting series number is 26742-xx-xx

扣压式软管接头 SWAGED HOSE FITTING



26791 26791-W

90° 美制 JIC 内螺纹 74° 内锥面

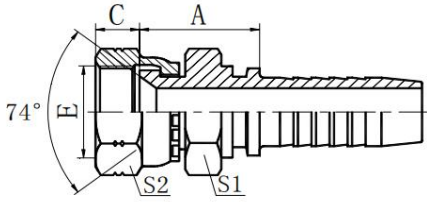
90° JIC FEMALE 74° CONE SEAT

代号 PART NO.	螺纹 E THREAD E	软管 HOSE BORE		尺寸 DIMENSIONS			
		公称内径 DN	标号 DASH	A	C	H	S2
26791-04-03	7/16"X20	5	03	26.5	9	30.5	15
26791-04-04	7/16"X20	6	04	30	9	33.5	15
26791-05-04	1/2"X20	6	04	30	9.5	34	17
26791-05-05	1/2"X20	8	05	33	9.5	37	17
26791-05-06	1/2"X20	10	06	35.3	9.5	39.3	17
26791-06-04	9/16"X18	6	04	30	10.5	34	19
26791-06-05	9/16"X18	8	05	33	10.5	37	19
26791-06-06	9/16"X18	10	06	35.3	10.5	39.3	19
26791-06-08	9/16"X18	12	08	41	10.5	45.5	19
26791-08-06	3/4"X16	10	06	35.3	11	41.3	24
26791-08-08	3/4"X16	12	08	41	11	47	24
26791-08-10	3/4"X16	16	10	56.5	11	51.5	24
26791-10-08	7/8"X14	12	08	41	13	48	27
26791-10-10	7/8"X14	16	10	56.5	13	52.5	27
26791-10-12	7/8"X14	20	12	67	13	64	27
26791-12-08	1.1/16"X12	12	08	41	15	49.5	32
26791-12-10	1.1/16"X12	16	10	56.5	15	54	32
26791-12-12	1.1/16"X12	20	12	65.5	15	63.5	32
26791-12-16	1.1/16"X12	25	16	76.7	15	70	32
26791-14-12	1.3/16"X12	20	12	65.5	15	63.5	36
26791-16-12	1.5/16"X12	20	12	65.5	16	63.5	41
26791-16-16	1.5/16"X12	25	16	76.7	16	70	41
26791-16-20	1.5/16"X12	32	20	91.5	16	81	41
26791-20-20W	1.5/8"X12	32	20	91.5	17	80.5	50
26791-24-20W	1.7/8"X12	32	20	91.5	20	79.5	55
26791-24-24W	1.7/8"X12	40	24	109.4	20	94	55
26791-32-32W	2.1/2"X12	50	32	133.1	23.5	121.8	75

注：1.代表代号中用于编织软管 2.如需用于缠绕软管代号改为 26792-xx-xx.

Note: 1.For use with braided hoses . 2. If use with spiral hoses , hose fitting series number is 26792-xx-xx

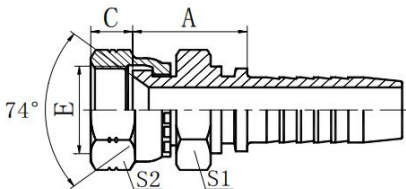
扣压式软管接头 SWAGED HOSE FITTING


26711D
美制 JIC 内螺纹 74° 内锥面双六角
JIC FEMALE 74° CONE SEAT DOUBLE HEXAGON

代号 PART NO.	螺 纹 E THREAD E	软 管 HOSE BORE		尺 寸 DIMENSIONS			
		公称内径 DN	标号 DASH	A	C	S1	S2
26711D-04-04	7/16"X20	6	04	20	9	12	15
26711D-05-04	1/2"X20	6	04	20.5	9.5	12	17
26711D-06-04	9/16"X18	6	04	21	10.5	14	19
26711D-06-06	9/16"X18	10	06	21	10.5	17	19
26711D-08-06	3/4"X16	10	06	23	11	19	24
26711D-08-08	3/4"X16	12	08	24.5	11	22	24
26711D-08-10	3/4"X16	16	10	25.5	11	22	24
26711D-10-08	7/8"X14	12	08	24	13	22	27
26711D-10-10	7/8"X14	16	10	27	13	22	27
26711D-12-12	1.1/16"X12	20	12	31.5	15	27	32
26711D-16-12	1.5/16"X12	20	12	31.5	16	32	41
26711D-16-16	1.5/16"X12	25	16	32.5	16	32	41
26711D-16-20	1.5/16"X12	35	20	36.5	16	41	41
26711D-20-20	1.7/16"X12	32	20	37	17	41	50

注：1.代表代号中用于编织软管 2.如需用于缠绕软管代号改为 26712D-xx-xx.

Note: 1.For use with braided hoses . 2. If use with spiral hoses , hose fitting series number is 26712D-xx-xx

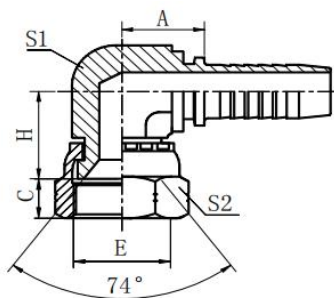

26711D-SM
美制 JIC 内螺纹 74° 内锥面双六角
JIC FEMALE 74° CONE SEAT DOUBLE HEXAGON

代号 PART NO.	螺 纹 E THREAD E	软 管 HOSE BORE		尺 寸 DIMENSIONS			
		公称内径 DN	标号 DASH	A	C	S1	S2
26711D-04-04SM	7/16"X20	6	04	20	9	12	15
26711D-05-04SM	1/2"X20	6	04	20.5	9.5	12	17
26711D-06-04SM	9/16"X18	6	04	21	10.5	14	19
26711D-06-06SM	9/16"X18	10	06	21	10.5	17	19
26711D-08-06SM	3/4"X16	10	06	23	11	19	24
26711D-08-08SM	3/4"X16	12	08	24.5	11	22	24
26711D-08-10SM	3/4"X16	16	10	25.5	11	22	24
26711D-10-08SM	7/8"X14	12	08	24	13	22	27
26711D-10-10SM	7/8"X14	16	10	27	13	22	27
26711D-12-12SM	1.1/16"X12	20	12	31.5	15	27	32
26711D-16-12SM	1.5/16"X12	20	12	31.5	16	32	41
26711D-16-16SM	1.5/16"X12	25	16	32.5	16	32	41
26711D-20-20SM	1.7/16"X12	32	20	37	17	41	50

注：1.代表代号中用于编织软管 2.如需用于缠绕软管代号改为 26712D-xx-xxsm.

Note: 1.For use with braided hoses . 2. If use with spiral hoses , hose fitting series number is 26712D-xx-xxsm

扣压式软管接头 SWAGED HOSE FITTING



26791K

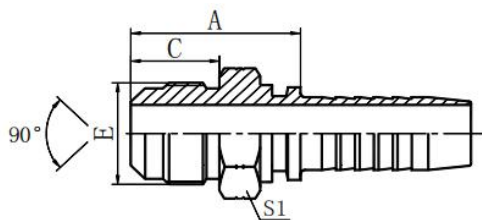
90° 美制短身 JIC 内螺纹 74° 内锥面

90° JIC COMPACT FEMALE 74° CONE SEAT

代号 PART NO.	螺纹 E THREAD E	软管 HOSE BORE		尺寸 DIMENSIONS				
		公称内径 DN	标号 DASH	A	C	H	S1	S2
26791K-04-04	7/16"X20	6	04	17.5	9	18	11	15
26791K-06-04	9/16"X18	6	04	19	10.5	21	14	19
26791K-06-06	9/16"X18	10	06	20	10.5	21	16	19
26791K-08-06	3/4"X16	10	06	23	11	25	19	24
26791K-08-08	3/4"X16	12	08	23.5	11	25	22	24
26791K-10-08	7/8"X14	12	08	23.5	13	27.5	22	27
26791K-10-10	7/8"X14	16	10	25	13	27.5	22	27
26791K-12-12	1.1/16"X12	20	12	27.5	15	30	27	32
26791K-16-16	1.5/16"X12	25	16	43	16	34.3	33	41

注：1.代表代号中用于编织软管 2.如需用于缠绕软管代号改为 26792K-xx-xx.

Note: 1.For use with braided hoses . 2. If use with spiral hoses , hose fitting series number is 26792K-xx-xx.



17811

美制 SAE 外螺纹 90° 外锥面

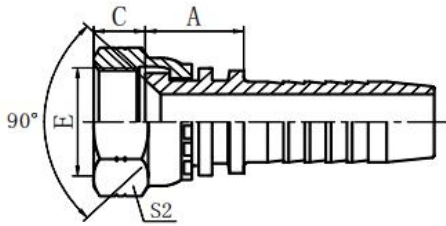
SAE MALE 90° CONE

代号 PART NO.	螺纹 E THREAD E	软管 HOSE BORE		尺寸 DIMENSIONS		
		公称内径 DN	标号 DASH	A	C	S1
17811-04-04	7/16"X20	6	04	25.5	12.7	12
17811-05-05	1/2"X20	8	05	27	14.2	14
17811-06-06	5/8"X18	10	06	28.5	15.7	17
17811-08-08	3/4"X16	12	08	34	19	22
17811-10-10	7/8"X14	16	10	38.5	22.4	24
17811-12-12	1.1/16"X14	20	12	43.5	25.4	30

注：1.代表代号中用于编织软管 2.如需用于缠绕软管代号改为 17812-xx-xx.

Note: 1.For use with braided hoses . 2. If use with spiral hoses , hose fitting series number is 17812-xx-xx.

扣压式软管接头 SWAGED HOSE FITTING



27811

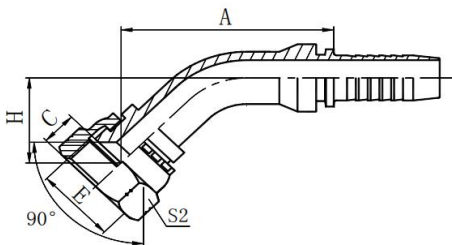
美制 SAE 内螺纹 90° 内锥面

SAE MALE 90° CONE SEAT

代号 PART NO.	螺纹 E THREAD E	软管 HOSE BORE		尺寸 DIMENSIONS		
		公称内径 DN	标号 DASH	A	C	S2
27811-04-03	7/16"X20	5	03	14	9	15
27811-04-04	7/16"X20	6	04	15	9	15
27811-05-05	1/2"X20	8	05	15.5	9.5	17
27811-06-04	5/8"X18	6	04	17	11.3	22
27811-06-05	5/8"X18	8	05	17	11.3	22
27811-06-06	5/8"X18	10	06	17	11.3	22
27811-08-08	3/4"X16	12	08	18	11	24
27811-10-08	7/8"X14	12	08	18.5	13	27
27811-10-10	7/8"X14	16	10	20	13	27
27811-12-12	1.1/16"X14	20	12	21.5	14.3	32

注：1.代表代号中用于编织软管 2.如需用于缠绕软管代号改为 27812-xx-xx.

Note: 1.For use with braided hoses . 2. If use with spiral hoses , hose fitting series number is 27812-xx-xx.



27841

45° 美制 SAE 内螺纹 90° 内锥面

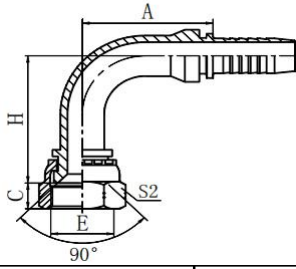
45° SAE MALE 90° CONE SEAT

代号 PART NO.	螺纹 E THREAD E	软管 HOSE BORE		尺寸 DIMENSIONS			
		公称内径 DN	标号 DASH	A	C	H	S2
27841-04-03	7/16"X20	5	03	37.6	9	17.2	15
27841-06-04	5/8"X18	6	04	42	11.3	19.9	22
27841-06-05	5/8"X18	8	05	44.1	11.3	20.7	22
27841-06-06	5/8"X18	10	06	45.7	11.3	21.4	22
27841-08-08	3/4"X16	12	08	58.2	11	23.3	24
27841-10-08	7/8"X14	12	08	58.2	13	23.3	27
27841-10-10	7/8"X14	16	10	69.4	13	24.6	27
27841-12-12	1.1/16"X14	20	12	77.4	14.3	30	32

注：1.代表代号中用于编织软管 2.如需用于缠绕软管代号改为 27842-xx-xx.

Note: 1.For use with braided hoses . 2. If use with spiral hoses , hose fitting series number is 27842-xx-xx.

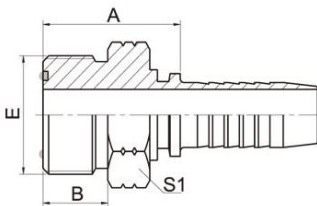
扣压式软管接头 SWAGED HOSE FITTING


27891
90° 美制 SAE 内螺纹 90° 内锥面
90° SAE MALE 90° CONE SEAT

代号 PART NO.	螺纹 E THREAD E	软管 HOSE BORE		尺寸 DIMENSIONS			
		公称内径 DN	标号 DASH	A	C	H	S2
27891-04-03	7/16"X20	5	03	26.5	9	30.5	15
27891-06-04	5/8"X18	6	04	30	11.3	36	22
27891-06-05	5/8"X18	8	05	33	11.3	39	22
27891-06-06	5/8"X18	10	06	35.3	11.3	41.3	22
27891-10-08	7/8"X14	12	08	41	13	47	27
27891-10-10	7/8"X14	16	10	56.5	13	51.5	27
27891-12-12	1.1/16"X14	20	12	65.5	14.3	63.5	32

注：1.代表代号中用于编织软管 2.如需用于缠绕软管代号改为 27892-xx-xx.

Note: 1.For use with braided hoses . 2. If use with spiral hoses , hose fitting series number is 27892-xx-xx.

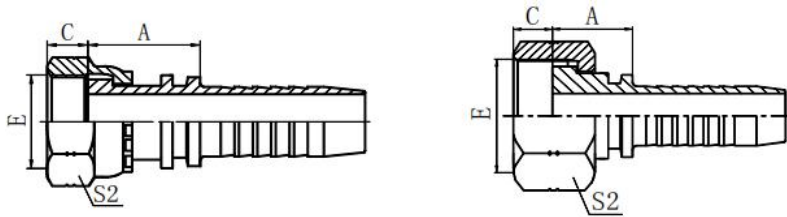

14211
美制 ORFS 外螺纹平面 O 型圈密封
ORFS MALE O-RING SEAL

代号 PART NO.	螺纹 E THREAD E	软管 HOSE BORE		O 形圈 O RING	尺寸 DIMENSIONS		
		公称内径 DN	标号 DASH		A	C	S1
14211-04-04	9/16"X18	6	04	O011	22.3	9.8	17
14211-06-04	11/16"X16	6	04	O012	24	11.2	19
14211-06-06	11/16"X16	10	06	O012	24	11.2	19
14211-08-06	13/16"X16	10	06	O014	27.5	12.8	22
14211-08-08	13/16"X16	12	08	O014	28.5	12.8	22
14211-08-10	13/16"X16	16	10	O014	28.5	12.8	22
14211-10-08	1"X14	12	08	O016	32.5	15.5	27
14211-10-10	1"X14	16	10	O016	34	15.5	27
14211-12-08	1.3/16"X12	12	08	O018	35.5	17	32
14211-12-10	1.3/16"X12	16	10	O018	36.5	17	32
14211-12-12	1.3/16"X12	20	12	O018	36.5	17	32
14211-16-12	1.7/16"X12	20	12	O021	37	17.5	38
14211-16-16	1.7/16"X12	25	16	O021	38.5	17.5	38
14211-20-20	1.11/16"X12	32	20	O025	41.5	17.5	46
14211-24-24	2"X12	40	24	O029	43.5	17.5	55

注：1.代表代号中用于编织软管 2.如需用于缠绕软管代号改为 14212-xx-xx.

Note: 1.For use with braided hoses . 2. If use with spiral hoses , hose fitting series number is 14212-xx-xx.

扣压式软管接头 SWAGED HOSE FITTING



24211 24211-T 24211-W

美制 ORFS 内螺纹平面

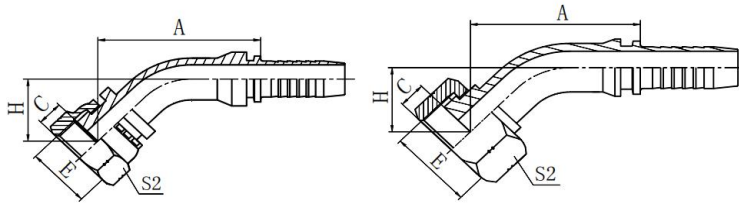
ORFS FEMALE FLAT SEAT

代号 PART NO.	螺纹 E THREAD E	软管 HOSE BORE		尺寸 DIMENSIONS		
		公称内径 DN	标号 DASH	A	C	S2
24211-04-04	9/16"X18	6	04	22.5	8.5	19
24211-04-05	9/16"X18	8	05	22.5	8.5	19
24211-04-06	9/16"X18	410	06	22.5	8.5	19
24211-06-04T	11/16"X16	6	04	23.5	10	22
24211-06-05T	11/16"X16	8	05	23.5	10	22
24211-06-06	11/16"X16	10	06	23.5	10	22
24211-06-08	11/16"X16	12	08	26	10	22
24211-08-05T	13/16"X16	8	05	25	11	27
24211-08-06T	13/16"X16	10	06	25	11	27
24211-08-08	13/16"X16	12	08	28	11	27
24211-08-10	13/16"X16	16	10	29	11	27
24211-10-08T	1"X14	12	08	29.5	13.5	30
24211-10-10	1"X14	16	10	33.5	13.5	30
24211-10-12	1"X14	20	12	33.5	13.5	30
24211-12-08T	1.3/16"X12	12	08	30.5	15	36
24211-12-10T	1.3/16"X12	16	10	31.5	15	36
24211-12-12	1.3/16"X12	20	12	35	15	36
24211-12-16	1.3/16"X12	25	16	36	15	36
24211-16-12T	1.7/16"X12	20	12	35	14.8	41
24211-16-14T	1.7/16"X12	22	14	34	14.8	41
24211-16-16T	1.7/16"X12	25	16	35	14.8	41
24211-16-20	1.7/16"X12	32	20	39.5	14.8	41
24211-20-16T	1.11/16"X12	25	16	35	15	50
24211-20-20W	1.11/16"X12	32	20	39.5	15	50
24211-20-24W	1.11/16"X12	40	24	39.5	15	50
24211-24-20T	2"X12	32	20	36	14.8	60
24211-24-24T	2"X12	40	24	36	14.8	60

注：1.代表代号中用于编织软管 2.如需用于缠绕软管代号改为 24212-xx-xx.

Note: 1.For use with braided hoses . 2. If use with spiral hoses , hose fitting series number is 24212-xx-xx.

扣压式软管接头 SWAGED HOSE FITTING



24241 24241-T 24241-W

45° 美制 ORFS 内螺纹平面

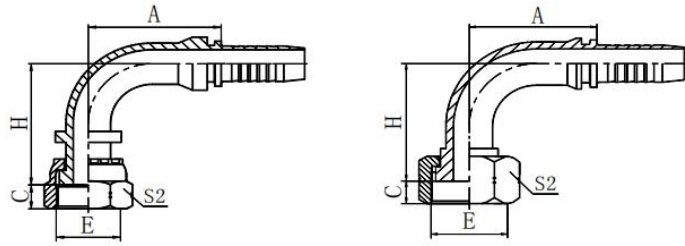
45° ORFS FEMALE FLAT SEAT

代号 PART NO.	螺 纹 E THREAD E	软 管 HOSE BORE		尺 寸 DIMENSIONS			
		公称内径 DN	标号 DASH	A	C	H	S2
24241-04-04	9/16"X18	6	04	45.5	23.4	8.5	19
24241-04-05	9/16"X18	8	05	47.6	24.3	8.5	19
24241-04-06	9/16"X18	10	06	49.2	24.9	8.5	19
24241-06-04T	11/16"X16	6	04	39.5	17.4	10	22
24241-06-05T	11/16"X16	8	05	42.3	19	10	22
24241-06-06	11/16"X16	10	06	51.7	27.4	10	22
24241-06-08	11/16"X16	12	08	63.9	29	10	22
24241-08-06T	13/16"X16	10	06	44.6	20.3	11	27
24241-08-08	13/16"X16	12	08	65.3	30.4	11	27
24241-08-10	13/16"X16	16	10	76.5	31.7	11	27
24241-10-08T	1"X14	12	08	58.2	23.3	13.5	30
24241-10-10	1"X14	16	10	79.7	34.9	13.5	30
24241-10-12	1"X14	20	12	86.5	38.4	13.5	30
24241-12-08T	1.3/16"X12	12	08	58.2	23.3	15	36
24241-12-10T	1.3/16"X12	16	10	69.4	24.6	15	36
24241-12-12	1.3/16"X12	20	12	87.6	39.5	15	36
24241-12-16	1.3/16"X12	25	16	95.3	41	15	36
24241-16-12T	1.7/16"X12	20	12	74	29.6	14.8	41
24241-16-14T	1.7/16"X12	22	14	78.7	28.5	14.8	41
24241-16-16T	1.7/16"X12	25	16	84.1	29.7	14.8	41
24241-16-20	1.7/16"X12	32	20	103.8	46.1	14.8	41
24241-20-16T	1.11/16"X12	25	16	80.9	32.7	15	50
24241-20-20W	1.11/16"X12	32	20	111.2	49	15	50
24241-20-24W	1.11/16"X12	40	24	123.6	52.9	15	50
24241-24-20T	2"X12	32	20	94.5	33.8	14.8	60
24241-24-24T	2"X12	40	24	108.5	37.7	14.8	60

注：1.代表代号中用于编织软管 2.如需用于缠绕软管代号改为 24242-xx-xx.

Note: 1.For use with braided hoses . 2. If use with spiral hoses , hose fitting series number is 24242-xx-xx.

扣压式软管接头 SWAGED HOSE FITTING



24291 24291-T 24291-W

90° 美制 ORFS 内螺纹平面

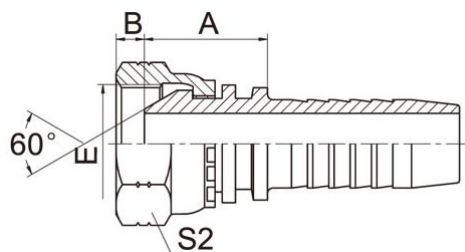
90° ORFS FEMALE FLAT SEAT

代号 PART NO.	螺 纹 E THREAD E	软 管 HOSE BORE		尺 寸 DIMENSIONS			
		公称内径 DN	标号 DASH	A	C	H	S2
24291-04-04	9/16"X18	6	04	30	41	8.5	19
24291-04-05	9/16"X18	8	05	33	44	8.5	19
24291-04-06	9/16"X18	10	06	35.3	46.3	8.5	19
24291-06-05T	11/16"X16	8	05	33	37.5	10	22
24291-06-06	11/16"X16	10	06	35.3	49.8	10	22
24291-06-08	11/16"X16	12	08	41	55	10	22
24291-08-06T	13/16"X16	10	06	35.3	39.8	11	27
24291-08-08	13/16"X16	12	08	41	57	11	27
24291-08-10	13/16"X16	16	10	56.5	61.5	11	27
24291-10-08T	1"X14	12	08	41	46	13.5	30
24291-10-10	1"X14	16	10	56.5	66	13.5	30
24291-10-12	1"X14	20	12	65.5	75.5	13.5	30
24291-12-10T	1.3/16"X12	16	10	56.5	51.5	15	36
24291-12-12	1.3/16"X12	20	12	65.5	77	15	36
24291-12-16	1.3/16"X12	25	16	76.7	83.5	15	36
24291-16-12T	1.7/16"X12	20	12	65.5	63	14.8	41
24291-16-14T	1.7/16"X12	22	14	71.2	63	14.8	41
24291-16-16T	1.7/16"X12	25	16	76.9	67.5	14.8	41
24291-16-20	1.7/16"X12	32	20	91.5	96	14.8	41
24291-20-16T	1.11/16"X12	25	16	76.7	67.5	15	50
24291-20-20W	1.11/16"X12	32	20	93	100	15	50
24291-20-24W	1.11/16"X12	40	24	109.4	113.5	15	50
24291-24-20T	2"X12	32	20	91.5	78.5	14.8	60
24291-24-24T	2"X12	40	24	109.4	92	14.8	60

注：1.代表代号中用于编织软管 2.如需用于缠绕软管代号改为 24292-xx-xx.

Note: 1.For use with braided hoses . 2. If use with spiral hoses , hose fitting series number is 24292-xx-xx.

扣压式软管接头 SWAGED HOSE FITTING



21611

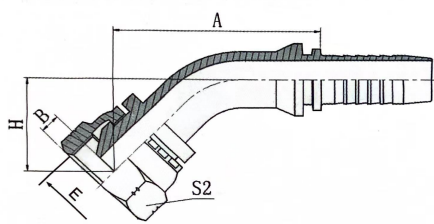
美制 NPSM 内螺纹 60° 外锥面

NPSM FEMALE 60° CONE

代号 PART NO.	螺纹 E THREAD E	软管 HOSE BORE		尺寸 DIMENSIONS		
		公称内径 DN	标号 DASH	A	B	S2
21611-04-04	1/4"X18	6	04	22	4.6	19
21611-04-06	1/4"X18	10	06	22	4.6	19
21611-06-04	3/8"X18	6	04	23	6	22
21611-06-05	3/8"X18	8	05	23	6	22
21611-06-06	3/8"X18	10	06	23	6	22
21611-08-08	1/2"X14	12	08	23.5	7.5	27
21611-12-10	3/4"X14	16	10	27	8.9	32
21611-12-12	3/4"X14	20	12	27	8.9	32
21611-16-12T	1"X11.5	20	12	25	10.5	41
21611-16-16	1"X11.5	25	16	28.5	10.5	41
21611-20-20W	1.1/4"X11.5	32	20	29.5	11.2	50
21611-24-20T	1.1/2"X11.5	32	20	29.5	11.2	55
21611-24-24W	1.1/2"X11.5	40	24	31.5	11.2	55
21611-32-32W	2"X11.5	50	32	31	11.2	70

注：1.代表代号中用于编织软管 2.如需用于缠绕软管代号改为 21612-xx-xx.

Note: 1.For use with braided hoses . 2. If use with spiral hoses , hose fitting series number is 21612-xx-xx.



21641

45° 美制 NPSM 内螺纹 60° 外锥面

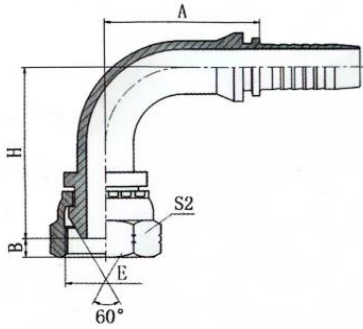
45° NPSM FEMALE 60° CONE

代号 PART NO.	螺纹 E THREAD E	软管 HOSE BORE		尺寸 DIMENSIONS			
		公称内径 DN	标号 DASH	A	B	H	S2
21641-04-04	1/4"X18	6	04	45.1	4.6	23	19
21641-06-06	3/8"X18	10	06	47.2	6	24.9	22
21641-08-08	1/2"X14	12	08	62.7	7.5	27.7	27
21641-12-12	3/4"X14	20	12	81.4	8.9	34	32
21641-16-16	1"X11.5	25	16	89.2	10.5	35	41
21641-20-20W	1.1/4"X11.5	32	20	99.8	11.2	39.3	50
21641-24-24W	1.1/2"X11.5	40	24	115.1	11.2	44.4	55
21641-32-32W	2"X11.5	50	32	136.4	11.2	63.4	70

注：1.代表代号中用于编织软管 2.如需用于缠绕软管代号改为 21642-xx-xx.

Note: 1.For use with braided hoses . 2. If use with spiral hoses , hose fitting series number is 21642-xx-xx.

扣压式软管接头 SWAGED HOSE FITTING



21691

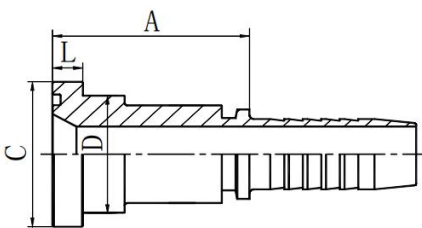
90° 美制 NPSM 内螺纹 60° 外锥面

90° NPSM FEMALE 60° CONE

代号 PART NO.	螺纹 E THREAD E	软管 HOSE BORE		尺寸 DIMENSIONS			
		公称内径 DN	标号 DASH	A	B	H	S2
21691-04-04	1/4"X18	6	04	30	4.6	40.5	19
21691-06-04	3/8"X18	6	04	30	6	37.7	22
21691-06-05	3/8"X18	8	05	34	6	40.7	22
21691-06-06	3/8"X18	10	06	35.3	6	45.3	22
21691-08-08	1/2"X14	12	08	41	7.5	53.2	27
21691-12-10	3/4"X14	16	10	56.5	8.9	53.5	32
21691-12-12	3/4"X14	20	12	65.5	8.9	69.1	32
21691-16-12T	1"X11.5	20	12	65.5	10.5	64.5	41
21691-16-16	1"X11.5	25	16	76.7	10.5	75	41
21691-20-20W	1.1/4"X11.5	32	20	91.5	11.2	86	50
21691-24-20T	1.1/2"X11.5	32	20	91.5	11.2	83.5	55
21691-24-24W	1.1/2"X11.5	40	24	109.4	11.2	101.5	55
21691-32-32W	2"X11.5	50	32	131.8	11.2	124.5	70

注：1.代表代号中用于编织软管 2.如需用于缠绕软管代号改为 21692-xx-xx.

Note: 1.For use with braided hoses . 2. If use with spiral hoses , hose fitting series number is 21692-xx-xx.



87311

SAE 法兰 3000 PSI

SAE FLANGE 3000 PSI

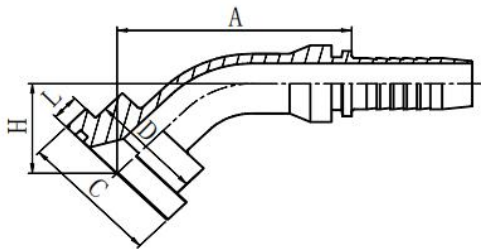
代号 PART NO.	法兰型号 FLANGE SIZE	软管 HOSE BORE		尺寸 DIMENSIONS			
		公称内径 DN	标号 DASH	A	C	D	L
87311-08-08	1/2"	12	08	46	30.2	24	6.73
87311-12-08	3/4"	12	08	47	38.1	32	6.73
87311-12-10	3/4"	16	10	48	38.1	32	6.73
87311-12-12	3/4"	20	12	48	38.1	32	6.73
87311-12-16	3/4"	25	16	49	38.1	32	6.73
87311-16-12	1"	20	12	51	44.4	38	8
87311-16-16	1"	25	16	52	44.4	38	8
87311-16-20	1"	32	20	53	44.4	38	8
87311-20-16	1.1/4"	25	16	57	50.8	43	8

扣压式软管接头 SWAGED HOSE FITTING

代号 PART NO.	法兰型号 FLANGE SIZE	软管 HOSE BORE		尺寸 DIMENSIONS			
		公称内径 DN	标号 DASH	A	C	D	L
87311-20-20	1.1/4"	32	20	58	50.8	43	8
87311-24-20	1.1/2"	32	20	68	60.3	50	8
87311-24-24	1.1/2"	40	24	68	60.3	50	8
87311-32-24	2"	40	24	70	71.4	62	9.53
87311-32-32	2"	50	32	70	71.4	62	9.53
87311-32-40	2"	64	40	75	71.4	62	9.53
87311-40-32	2.1/2"	50	32	73	84.1	74	9.53
87311-40-40	2.1/2"	64	40	76	84.1	74	9.53

注：1.代表代号中用于编织软管 2.如需用于缠绕软管代号改为 87312-xx-xx.

Note: 1.For use with braided hoses . 2. If use with spiral hoses , hose fitting series number is 87312-xx-xx.



87341

45° SAE 法兰 3000 PSI

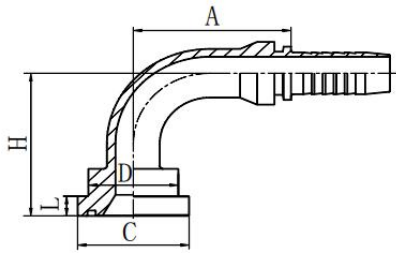
45° SAE FLANGE 3000 PSI

代号 PART NO.	法兰型号 FLANGE SIZE	软管 HOSE BORE		尺寸 DIMENSIONS				
		公称内径 DN	标号 DASH	A	C	D	H	L
87341-08-08	1/2"	12	08	58.2	30.2	24	23.3	6.73
87341-12-08	3/4"	12	08	58.9	38.1	32	24	6.73
87341-12-10	3/4"	16	10	70.1	38.1	31.7	28.9	6.73
87341-12-12	3/4"	20	12	77	38.1	32	28.9	6.73
87341-16-12	1"	20	12	77	44.4	38	28.9	8
87341-16-16	1"	25	16	85.2	44.4	38	29.7	8
87341-16-20	1"	32	20	94.5	44.4	38	33.8	8
87341-20-16	1.1/4"	25	16	85.2	50.8	43	29.7	8
87341-20-20	1.1/4"	32	20	94.5	50.8	43	33.8	8
87341-24-20	1.1/2"	32	20	95.9	60.3	50	35.2	8
87341-24-24	1.1/2"	40	24	109.9	60.3	50	39.1	8
87341-32-24	2"	40	24	109.9	71.4	62	39.1	9.53
87341-32-32	2"	50	32	129.3	71.4	62	46.3	9.53

注：1.代表代号中用于编织软管 2.如需用于缠绕软管代号改为 87342-xx-xx.

Note: 1.For use with braided hoses . 2. If use with spiral hoses , hose fitting series number is 87342-xx-xx.

扣压式软管接头 SWAGED HOSE FITTING



87391

90° SAE 法兰 3000 PSI

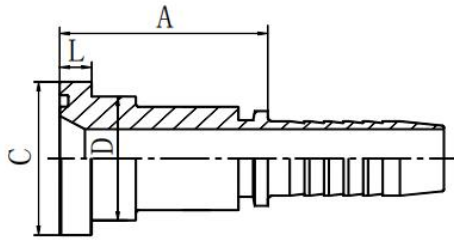
90° SAE FLANGE 3000 PSI

代号 PART NO.	法兰型号 FLANGE SIZE	软管 HOSE BORE		尺寸 DIMENSIONS				
		公称内径 DN	标号 DASH	A	C	D	H	L
87391-08-08	1/2	12	08	41	30.2	24	47	6.73
87391-12-08	3/4"	12	08	41	38.1	31.7	48	6.73
87391-12-10	3/4"	16	10	56.5	38.1	31.7	52.5	6.73
87391-12-12	3/4"	20	12	66.2	38.1	31.7	62	6.73
87391-12-12(H100)	3/4"	20	12	65.5	38.1	31.7	100	6.73
87391-12-12(H127)	3/4"	20	12	65.5	38.1	31.7	127	6.73
87391-12-12(H150)	3/4"	20	12	65.5	38.1	31.7	150	6.73
87391-12-16	3/4"	25	16	76.7	38.1	31.7	67.5	6.73
87391-16-12	1"	20	12	66.2	44.4	38	62	8
87391-16-16	1"	25	16	78	44.4	38	67.5	8
87391-16-16(H100)	1	25	16	76.7	44.4	38	100	8
87391-16-16(H127)	1"	25	16	76.7	44.4	38	127	8
87391-16-16(H150)	1"	25	16	76.7	44.4	38	150	8
87391-16-20	1"	32	20	91.5	44.4	38	78.5	8
87391-20-16	1.1/4"	25	16	78	50.8	43	67.5	8
87391-20-20	1.1/4"	32	20	91.5	50.8	43	78.5	8
87391-20-20(H100)	1.1/4"	32	20	91.5	50.8	43	100	8
87391-20-20(H127)	1.1/4"	32	20	91.5	50.8	43	127	8
87391-20-20(H150)	1.1/4*	32	20	91.5	50.8	43	150	8
87391-20-24	1.1/4"	40	24	108.5	50.8	43	78.5	8
87391-24-20	1.1/2"	32	20	91.5	60.3	50	80.5	8
87391-24-24	1.1/2"	40	24	109.4	60.3	50	94	8
87391-24-24(H127)	1.1/2"	40	24	109.4	60.3	50	127	8
87391-32-24	2"	40	24	109.4	71.4	62	94	9.53
87391-32-32	2"	50	32	131.8	71.4	62	114.3	9.53
87391-40-32	2.1/2"	50	32	131.8	84.1	74.4	114.3	9.53

注： 1.代表代号中用于编织软管 2.如需用于缠绕软管代号改为 87392-xx-xx.

Note: 1.For use with braided hoses . 2. If use with spiral hoses , hose fitting series number is 87392-xx-xx.

扣压式软管接头 SWAGED HOSE FITTING



87611

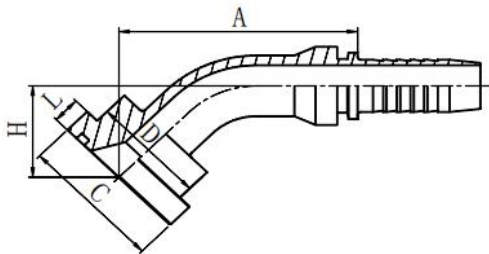
SAE 法兰 6000 PSI

SAE FLANGE 6000 PSI

代号 PART NO.	法兰型号 FLANGE SIZE	软管 HOSE BORE		尺寸 DIMENSIONS			
		公称内径 DN	标号 DASH	A	C	D	L
87611-08-08	1/2"	12	08	47	31.7	24	7.75
87611-12-10	3/4"	16	10	51	41.3	32	8.76
87611-12-12	3/4"	20	12	51	41.3	32	8.76
87611-16-12	1"	20	12	56	47.6	38	9.53
87611-16-16	1"	25	16	57	47.6	38	9.53
87611-16-20	1"	32	20	61	47.6	38	9.53
87611-20-16	1.1/4"	25	16	65	54	44	10.29
87611-20-20	1.1/4"	32	20	66	54	44	10.29
87611-24-20	1.1/2"	32	20	75	63.5	51	12.57
87611-24-24	1.1/2"	40	24	75	63.5	51	12.57
87611-32-24	2"	40	24	85	79.4	67	12.57
87611-32-32	2"	50	32	85	79.4	67	12.57

注：1.代表代号中用于编织软管 2.如需用于缠绕软管代号改为 87612-xx-xx.

Note: 1.For use with braided hoses . 2. If use with spiral hoses , hose fitting series number is 87612-xx-xx.



87641

45° SAE 法兰 6000 PSI

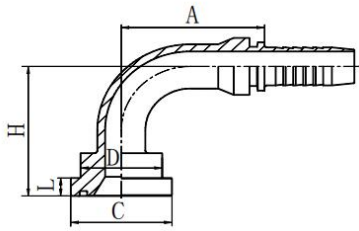
45° SAE FLANGE 6000 PSI

代号 PART NO.	法兰型号 FLANGE SIZE	软管 HOSE BORE		尺寸 DIMENSIONS				
		公称内径 DN	标号 DASH	A	C	D	H	L
87641-08-08	1/2"	12	08	58.9	31.7	23.9	24	7.9
87641-08-12	1/2"	20	12	74.9	31.7	23.9	27.5	7.9
87641-12-10	3/4"	16	10	72.5	41.3	32	28.2	8.76
87641-12-12	3/4"	20	12	79.2	41.3	31.7	31.8	8.9
87641-16-16	1"	25	16	90.2	47.6	38	34.7	9.6
87641-20-20	1.1/4"	32	20	103.8	54	43.6	41.5	10.4
87641-24-20	1.1/2"	32	20	105.8	63.5	50.8	45.1	12.7
87641-24-24	1.1/2"	40	24	116.2	63.5	50.8	45.5	12.7
87641-32-24	2"	40	24	125.4	79.4	67	54.7	12.57
87641-32-32	2"	50	32	135.7	79.4	66.5	52.7	12.7

注：1.代表代号中用于编织软管 2.如需用于缠绕软管代号改为 87642-xx-xx.

Note: 1.For use with braided hoses . 2. If use with spiral hoses , hose fitting series number is 87642-xx-xx.

扣压式软管接头 SWAGED HOSE FITTING



87691

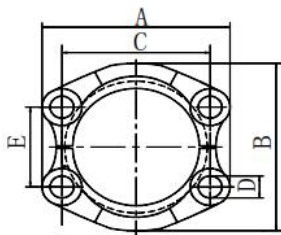
90° SAE 法兰 6000 PSI

90° SAE FLANGE 6000 PSI

代号 PART NO.	法兰型号 FLANGE SIZE	软管 HOSE BORE		尺寸 DIMENSIONS				
		公称内径 DN	标号 DASH	A	C	D	H	L
87691-08-08	1/2"	12	08	41	31.7	24	48	7.75
87691-12-10	3/4"	16	10	56.5	41.3	32	56.5	8.76
87691-12-12	3/4"	20	12	66.2	41.3	32	66	8.76
87691-16-12	1"	20	12	66.2	47.6	38	69	9.53
87691-16-16	1"	25	16	78	47.6	38	74.5	9.53
87691-16-20	1"	32	20	91.5	47.6	38	85.5	9.53
87691-20-16	1.1/4"	25	16	78	54	44	78.5	10.29
87691-20-20	1.1/4"	32	20	91.5	54	44	89.5	10.29
87691-24-20	1.1/2"	32	20	91.5	63.5	51	94.5	12.57
87691-24-24	1.1/2"	40	24	109.4	63.5	51	108	12.57
87691-32-24	2"	40	24	109.4	79.4	67	116	12.57
87691-32-32	2"	50	32	131.8	79.4	67	136.3	12.57

注：1.代表代号中用于编织软管 2.如需用于缠绕软管代号改为 87692-xx-xx.

Note: 1.For use with braided hoses . 2. If use with spiral hoses , hose fitting series number is 87692-xx-xx.



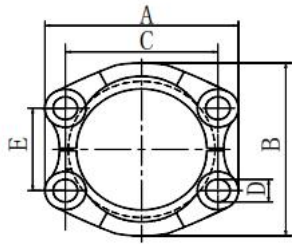
FL

SAE 对开法兰夹 3000 PSI

SAE SPLIT FLANGE CLAMPS 3000

代号 PART NO.	法兰型号 FLANGE SIZE	尺寸 DIMENSIONS					螺栓 BOLT	压力等级 Mpa
		A	B	C	D	E		
FL-08	1/2"	53.8	46.1	38.1	9	17.5	M8X25	34.5
FL-12	3/4"	65	52.4	47.6	11	22.2	M10X30	
FL-16	1"	69.9	58.7	52.4	11	26.2	M10X30	
FL-20	1.1/4"	79.2	73	58.7	11	30.2	M10X30	27.6
FL-24	1.1/2"	93.7	82.6	69.9	13.5	35.7	M12X35	20.7
FL-32	2"	101.6	96.8	77.8	13.5	42.9	M12X35	
FL-40	2.1/4"	114	109	88.9	13.5	50.8	M12X40	10

扣压式软管接头 SWAGED HOSE FITTING

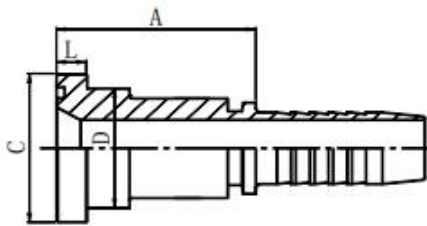


FS

SAE 对开法兰夹 6000 PSI

SAE SPLIT FLANGE CLAMPS 6000 PSI

代号 PART NO.	法兰型号 FLANGE SIZE	尺寸 DIMENSIONS					螺栓 BOLT	压力等级 Mpa
		A	B	C	D	E		
FS-08	1/2"	56.3	49.2	40.5	9	18.2	M8X30	42
FS-12	3/4"	71.4	61.8	50.8	11	23.8	M10X35	
FS-16	1"	81	71.4	57.2	13	27.8	M12X45	
FS-20	1.1/4"	95.3	79.2	66.7	15	31.8	M14X50	
FS-24	1.1/2"	112.8	96.8	79.4	17	36.6	M16X55	
FS-32	2"	133.4	115.6	96.8	21	44.4	M20X70	



88111

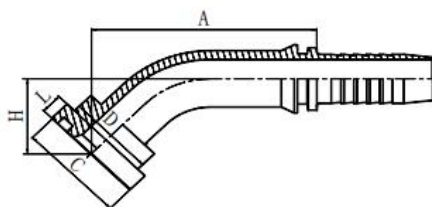
日制法兰

JIS FLANGE

代号 PART NO.	法兰型号 FLANGE SIZE	软管 HOSE BORE		尺寸 DIMENSIONS			
		公称内径 DN	标号 DASH	A	C	D	L
88111-10-08	5/8"	12	08	45	34.2	27.8	6.7
88111-10-10	5/8"	16	10	46	34.2	27.8	6.7
88111-10-12	5/8"	20	12	46	34.2	27.8	6.7

注：1.代表代号中用于编织软管 2.如需用于缠绕软管代号改为 88112-xx-xx.

Note: 1.For use with braided hoses . 2. If use with spiral hoses , hose fitting series number is 88112-xx-xx.



88141

45° 日制法兰

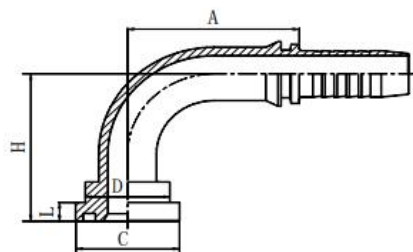
45° JIS FLANGE

代号 PART NO.	法兰型号 FLANGE SIZE	软管 HOSE BORE		尺寸 DIMENSIONS				
		公称内径 DN	标号 DASH	A	C	D	H	L
88141-10-08	5/8"	12	08	58.9	34.2	27.8	24	6.7
88141-10-10	5/8"	16	10	70.1	34.2	27.8	25.3	6.7
88141-10-12	5/8"	20	12	76.2	34.2	27.8	28.8	6.7

注：1.代表代号中用于编织软管 2.如需用于缠绕软管代号改为 88142-xx-xx.

Note: 1.For use with braided hoses . 2. If use with spiral hoses , hose fitting series number is 88142-xx-xx.

扣压式软管接头 SWAGED HOSE FITTING



88191

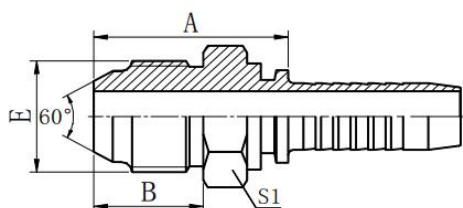
90° 日制法兰

90° JIS FLANGE

代号 PART NO.	法兰型号 FLANGE SIZE	软管 HOSE BORE		尺寸 DIMENSIONS				
		公称内径 DN	标号 DASH	A	C	D	H	L
88191-10-08	5/8"	12	08	41	34.2	27.8	48	6.7
88191-10-10	5/8"	16	10	56.5	34.2	27.8	52.5	6.7
88191-10-12	5/8"	20	12	65.5	34.2	27.8	62	6.7

注：1.代表代号中用于编织软管 2.如需用于缠绕软管代号改为 88192-xx-xx.

Note: 1.For use with braided hoses . 2. If use with spiral hoses , hose fitting series number is 88192-xx-xx.



18611

日本公制外螺纹 60° 内锥面

JIS METRIC MALE 60° CONE SEAT

代号 PART NO.	螺纹 E THREAD E	软管 HOSE BORE		尺寸 DIMENSIONS		
		公称内径 DN	标号 DASH	A	B	S1
18611-14-04	M14X1.5	6	04	29.5	17	17
18611-14-06	M14X1.5	10	06	29.5	17	17
18611-16-04	M16X1.5	6	04	30.5	18	17
18611-16-06	M16X1.5	10	06	30.5	18	17
18611-18-06	M18X1.5	10	06	30.5	18	19
18611-20-08	M20X1.5	12	08	35	20	22
18611-22-08	M22X1.5	12	08	35	20	24
18611-24-10	M24X1.5	16	10	39.5	21.5	27
18611-30-12	M30X1.5	20	12	45	26	32
18611-33-16	M33X1.5	25	16	50.5	30	36
18611-36-20	M36X1.5	32	20	55	33	38
18611-42-24	M42X1.5	40	24	60	36	46

注：1.代表代号中用于编织软管 2.如需用于缠绕软管代号改为 18612-xx-xx.

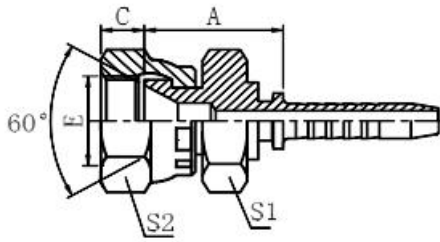
Note: 1.For use with braided hoses . 2. If use with spiral hoses , hose fitting series number is 18612-xx-xx.

扣压式软管接头 SWAGED HOSE FITTING

28611

日本公制内螺纹 60° 内锥面

JIS METRIC FEMALE 60° CONE SEAT



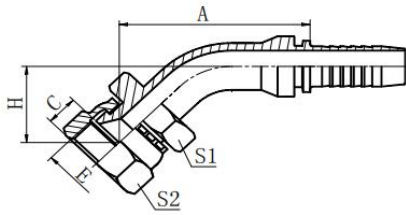
代号 PART NO.	螺纹 E THREAD E	软管 HOSE BORE		尺寸 DIMENSIONS			
		公称内径 DN	标号 DASH	A	C	S1	S2
28611-12-04	M12X1.5	6	04	20	9	17	17
28611-14-04	M14X1.5	6	04	21	10.5	19	19
28611-14-06	M14X1.5	10	06	21	10.5	19	19
28611-16-04	M16X1.5	6	04	24	10	22	22
28611-16-05	M16X1.5	8	05	24	10	22	22
28611-16-06	M16X1.5	10	06	24	10	22	22
28611-18-06	M18X1.5	10	06	25	11.5	24	24
28611-18-08	M18X1.5	12	08	24.5	11.5	24	24
28611-20-08	M20X1.5	12	08	28.5	12	27	27
28611-22-08	M22X1.5	12	08	25.5	14	27	27
28611-24-08	M24X1.5	12	08	27.5	15	32	32
28611-24-10	M24X1.5	16	10	28.5	15	32	32
28611-27-10	M27X1.5	16	10	28.5	10	32	32
28611-30-12	M30X1.5	20	12	28.5	18.3	36	36
28611-33-12	M33X1.5	20	12	31	21.3	41	41
28611-33-16	M33X1.5	25	16	32	21.3	41	41
28611-36-20	M36X1.5	32	20	35.5	20	46	46
28611-42-24W	M42X1.5	40	24	36	18.8	55	55

注：1.代表代号中用于编织软管 2.如需用于缠绕软管代号改为 28612-xx-xx.

Note: 1.For use with braided hoses . 2. If use with spiral hoses , hose fitting series number is 28612-xx-xx.

扣压式软管接头 SWAGED HOSE FITTING

28641



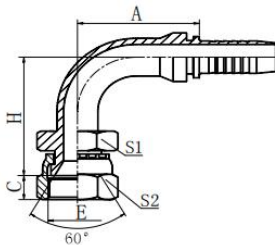
45° 日本公制内螺纹 60° 内锥面

45° JIS METRIC FEMALE 60° CONE SEAT

代号 PART NO.	螺纹 E THREAD E	软管 HOSE BORE		尺寸 DIMENSIONS				
		公称内径 DN	标号 DASH	A	C	H	S1	S2
28641-14-04	M14X1.5	6	04	43.4	10.5	21.3	19	19
28641-16-05	M16X1.5	8	05	47.6	10	24.3	22	22
28641-18-06	M18X1.5	10	06	49.2	11.5	24.9	24	24
28641-22-08	M22X1.5	12	08	62.1	14	27.2	27	27
28641-24-10	M24X1.5	16	10	74.7	15	29.9	32	32
28641-30-12	M30X1.5	20	12	80.9	18.3	33.5	36	36
28641-33-16	M33X1.5	25	16	89.9	21.3	35.7	41	41
28641-36-20	M36X1.5	32	20	104.1	20	41.9	46	46
28641-42-24W	M42X2	40	24	116.2	18.8	45.5	50	55

注：1.代表代号中用于编织软管 2.如需用于缠绕软管代号改为 28642-xx-xx.

Note: 1.For use with braided hoses . 2. If use with spiral hoses , hose fitting series number is 28642-xx-xx.



28691

90° 日本公制内螺纹 60° 内锥面

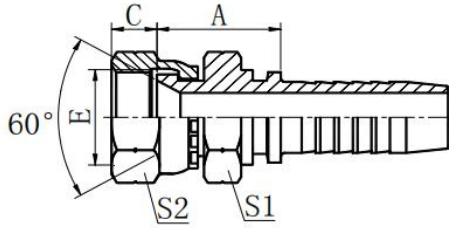
90° JIS METRIC FEMALE 60° CONE SEAT

代号 PART NO.	螺纹 E THREAD E	软管 HOSE BORE		尺寸 DIMENSIONS				
		公称内径 DN	标号 DASH	A	C	H	S1	S2
28691-14-04	M14X1.5	6	04	30	10.5	38	14	19
28691-14-06	M14X1.5	10	06	35.3	10.5	43.25	17	19
28691-16-05	M16X1.5	8	05	33	10	42	17	22
28691-18-06	M18X1.5	10	06	35.3	11.5	44.25	17	24
28691-22-08	M22X1.5	12	08	41	14	50.5	22	27
28691-24-10	M24X1.5	16	10	56.5	15	57	24	32
28691-30-12	M30X1.5	20	12	65.5	18.3	68.5	30	36
28691-33-16	M33X1.5	25	16	76.7	21.3	76	32	41
28691-36-20	M36X1.5	32	20	91.5	20	88	41	46
28691-42-24W	M42X1.5	40	24	109.4	18.8	103	46	55

注：1.代表代号中用于编织软管 2.如需用于缠绕软管代号改为 28692-xx-xx.

Note: 1.For use with braided hoses . 2. If use with spiral hoses , hose fitting series number is 28692-xx-xx.

扣压式软管接头 SWAGED HOSE FITTING

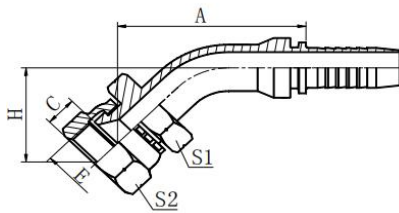


29611
日本英制内螺纹 60° 内锥面
JIS GAS FEMALE 60° CONE SEAT

代号 PART NO.	螺纹 E THREAD E	软管 HOSE BORE		尺寸 DIMENSIONS			
		公称内径 DN	标号 DASH	A	C	S1	S2
29611-02-03	G1/8"X28	5	03	20	7	14	14
29611-04-04	G1/4"X19	6	04	21	8	19	19
29611-04-05	G1/4"X19	8	05	21	8	19	19
29611-06-04	G3/8"X19	6	04	24	9	22	22
29611-06-06	G3/8"X19	10	06	23	9	22	22
29611-08-06	G1/2"X14	10	06	28	12	27	27
29611-08-08	G1/2"X14	10	12	26.5	12	27	27
29611-10-10	G5/8"X14	16	10	31	11.5	30	30
29611-12-10	G3/4"X14	16	10	28.5	13.5	32	32
29611-12-12	G3/4"X14	20	12	28.5	13.5	32	32
29611-16-16	G1"X11	25	16	32	16	41	41
29611-20-20W	G1.1/4"X11	32	20	36.5	18.5	50	50
29611-24-24W	G1.1/2"X11	40	24	37	19	55	55
29611-32-32W	G2"X11	50	32	43	23	70	70

注：1.代表代号中用于编织软管 2.如需用于缠绕软管代号改为 29612-xx-xx.

Note: 1.For use with braided hoses . 2. If use with spiral hoses , hose fitting series number is 29612-xx-xx.



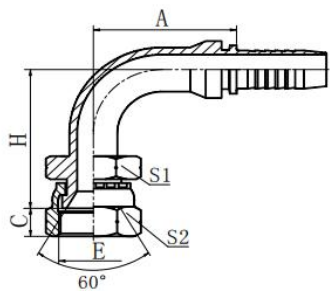
29641
45° 日本英制内螺纹 60° 内锥面
45° JIS GAS FEMALE 60° CONE SEAT

代号 PART NO.	螺纹 E THREAD E	软管 HOSE BORE		尺寸 DIMENSIONS				
		公称内径 DN	标号 DASH	A	C	H	S1	S2
29641-04-04	G1/4"X19	6	04	43.4	8	21.3	19	19
29641-06-06	G3/8"X19	10	06	47.5	9	24.6	22	22
29641-08-08	G1/2"X14	12	08	61.1	12	27.5	27	27
29641-12-12	G3/4"X14	20	12	81.3	13.5	33.9	32	32
29641-16-16	G1"X11	25	16	87.3	16	36	41	41
29641-20-20W	G1.1/4"X11	32	20	107.3	18.5	46.5	50	50
29641-24-24W	G1.1/2"X11	40	24	122.8	19	50.8	55	55
29641-32-32W	G2"X11	50	32	143	23	60	70	70

注：1.代表代号中用于编织软管 2.如需用于缠绕软管代号改为 29642-xx-xx.

Note: 1.For use with braided hoses . 2. If use with spiral hoses , hose fitting series number is 29642-xx-xx.

扣压式软管接头 SWAGED HOSE FITTING



29691

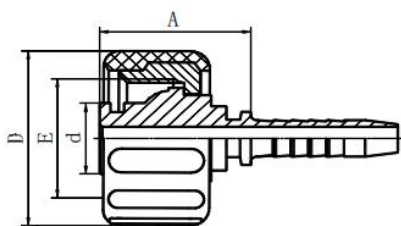
90° 日本英制内螺纹 60° 内锥面

90° JIS GAS FEMALE 60° CONE SEAT

代号 PART NO.	螺 纹 E THREAD E	软 管 HOSE BORE		尺 寸 DIMENSIONS				
		公称内径 DN	标号 DASH	A	C	H	S1	S2
29691-04-04	G1/4"X19	6	04	30	8	38	14	19
29691-04-05	G1/4"X19	8	05	33	8	41	14	19
29691-06-06	G3/8"X19	10	06	35.3	9	43.75	17	22
29691-08-08	G1/2"X14	12	08	41	12	51	22	27
29691-10-10	G5/8"X14	16	10	56.5	11.5	59	24	30
29691-12-12	G3/4"X14	20	12	65.5	13.5	68	27	32
29691-16-16	G1"X11	25	16	76.7	16	74.5	32	41
29691-20-20W	G1.1/4"X11	32	20	91.5	18.5	92.5	50	50
29691-24-24W	G1.1/2"X11	40	24	109.4	19	110.5	55	55
29691-32-32W	G2"X11	50	32	131.8	23	133.8	70	70

注：1.代表代号中用于编织软管 2.如需用于缠绕软管代号改为 29692-xx-xx.

Note: 1.For use with braided hoses . 2. If use with spiral hoses , hose fitting series number is 29692-xx-xx.



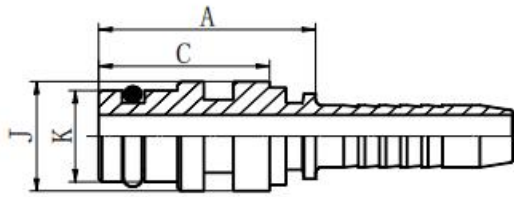
20011-T

公制内螺纹高压水管

METRIC FEMALE WATERWASH INSERTS

代号 PART NO.	螺 纹 E THREAD E	软 管 HOSE BORE		O 型圈 O-RING	尺 寸 DIMENSIONS		
		公称内径 DN	标号 DASH		A	d	D
20011-22-04T	M22X1.5	6	04	O10.0X2.0	25	14	34.5
20011-22-05T	M22X1.5	8	05	O10.0X2.0	32.7	14	34.5
20011-22-06T	M22X1.5	10	06	O10.0X2.0	28	14	34.5

扣压式软管接头 SWAGED HOSE FITTING



60011

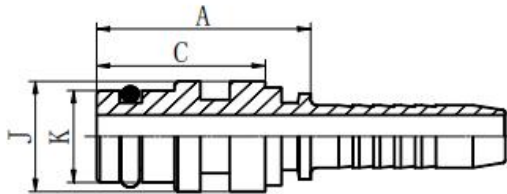
煤炭部标准矿用接头

MT STAPLELOCK MALE

代号 PART NO.	软管 HOSE BORE		尺寸 DIMENSIONS			
	公称内径 DN	标号 DASH	A	C	J	K
60011-04-04	6	04	31	25	15	11
60011-05-05	8	05	33.5	26	18	13
60011-06-06	10	06	33	26	18	15
60011-08-06	10	06	33.5	26	22	18
60011-08-08	12	08	34	26	22	18
60011-10-10	16	10	39	30	25	20
60011-12-12	20	12	40.5	31	28	24
60011-16-14	22	14	41	31	35	30
60011-16-16	25	16	42	31	35	30

注：1.代表代号中用于编织软管 2.如需用于缠绕软管代号改为 60012-xx-xx.

Note: 1.For use with braided hoses . 2. If use with spiral hoses , hose fitting series number is 60012-xx-xx.



67011

SAE 标准矿用接头

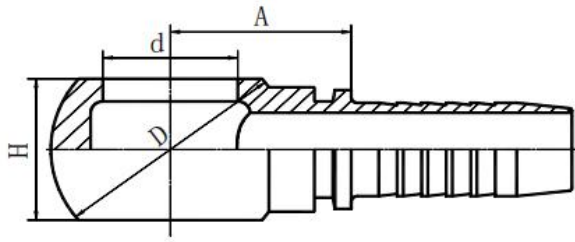
SAE STAPLELOK MALE

代号 PART NO.	软管 HOSE BORE		O 形圈 O-RING	尺寸 DIMENSIONS			
	公称内径 DN	标号 DASH		A	C	J	K
67011-04-04	6	04	O06.0X2.0	34	28	14.9	9.9
67011-06-06	10	06	O10.0X2.0	35	28	19.9	13.9
67011-08-08	12	08	O13.0X2.5	36	28	23.9	17.9
67011-12-12	20	12	O19.0X2.5	37.5	28	28.9	23.9
67011-16-16	25	16	O25.0X2.5	44	33	38.8	30.9
67011-20-20	32	20	O33.0X2.5	44	33	45.9	37.9
67011-24-24	40	24	O40.0X3.0	47.5	36.3	54.9	46.9
67011-32-32	50	32	O50.0X3.0	47.5	36.3	63.9	55.9

注：1.代表代号中用于编织软管 2.如需用于缠绕软管代号改为 67012-xx-xx.

Note: 1.For use with braided hoses . 2. If use with spiral hoses , hose fitting series number is 67012-xx-xx.

扣压式软管接头 SWAGED HOSE FITTING



70011

公制铰接体

METRIC BANJO

代号 PART NO.	螺栓 BOLT	软管 HOSE BORE		尺寸 DIMENSIONS			
		公称内径 DN	标号 DASH	A	d	D	H
70011-10-03	M10X1	5	03	14.5	10.1	17	10
70011-10-04	M10X1	6	04	17	10.1	17	10
70011-12-04	M12X1.5	6	04	20.5	12.1	20	12
70011-12-05	M12X1.5	8	05	20.5	12.1	20	12
70011-12-06	M12X1.5	10	06	20.5	12.1	20	12
70011-14-04	M14X1.5	6	04	21	14.1	24	14
70011-14-05	M14X1.5	8	05	21	14.1	24	14
70011-14-06	M14X1.5	10	06	21	14.1	24	14
70011-16-04	M16X1.5	6	04	20.5	16.1	28	16
70011-16-05	M16X1.5	8	05	20.5	16.1	28	16
70011-16-06	M16X1.5	10	06	20.5	16.1	28	16
70011-18-04	M18X1.5	6	04	23	18.1	32	20
70011-18-05	M18X1.5	8	05	24	18.1	32	20
70011-18-06	M18X1.5	10	06	24	18.1	32	20
70011-18-08	M18X1.5	12	08	24.5	18.1	32	20
70011-22-06	M22X1.5	10	06	28.1	22.1	39	25
70011-22-08	M22X1.5	12	08	28.5	22.1	39	25
70011-22-10	M22X1.5	16	10	28	22.1	39	25
70011-26-12	M26X1.5	20	12	32.5	26.1	46	30
70011-30-16	M30X1.5	25	16	37	30.1	54	36
70011-30-20	M30X1.5	32	20	40	30.1	54	36

注：1.代表代号中用于编织软管 2.如需用于缠绕软管代号改为 70012-xx-xx.

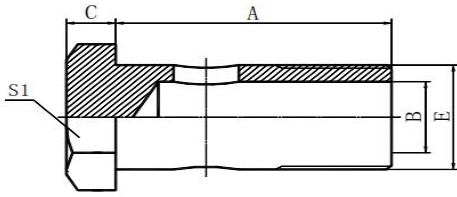
Note: 1.For use with braided hoses . 2. If use with spiral hoses , hose fitting series number is 70012-xx-xx.

扣压式软管接头 SWAGED HOSE FITTING

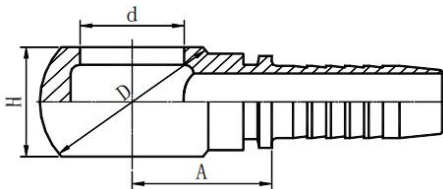
700M

公制铰接螺栓

METRIC BOLT



代号 PART NO.	螺纹 E THREAD E	尺寸 DIMENSIONS			
		A	B	C	S1
700M-10	M10X1	19	5.5	6	14
700M-12	M12X1.5	24	7	6	17
700M-14	M14X1.5	26	9	6	19
700M-16	M16X1.5	28	11	6	22
700M-18	M18X1.5	32	13	6	24
700M-22	M22X1.5	39	16	7	27
700M-26	M26X1.5	45	20	7	32
700M-30	M30X1.5	51	24	7	36



72011

英制铰接体

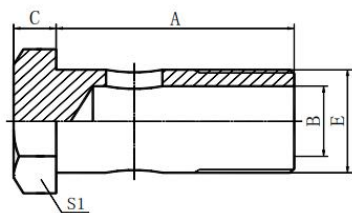
BSP BANJO

代号 PART NO.	螺纹 E THREAD E	软管 HOSE BORE		尺寸 DIMENSIONS			
		公称内径 DN	标号 DASH	A	d	D	H
72011-02-03	G1/8"X28	5	03	18	9.9	22	16
72011-02-04	G1/8"X28	6	04	18.5	9.9	22	16
72011-04-03	G1/4"X19	5	03	19	13.3	24	15
72011-04-04	G1/4"X19	6	04	19.5	13.3	24	15
72011-04-05	G1/4"X19	8	05	19.5	13.3	24	15
72011-04-06	G1/4"X19	10	06	19.5	13.3	24	15
72011-06-04	G3/8"X19	6	04	22	16.7	29	20
72011-06-05	G3/8"X19	8	05	22	16.7	29	20
72011-06-06	G3/8"X19	10	06	22	16.7	29	20
72011-06-08	G3/8"X19	12	08	23	16.7	29	20
72011-08-05	G1/2"X14	8	05	27.5	21	38	25
72011-08-06	G1/2"X14	10	06	27.5	21	38	25
72011-08-08	G1/2"X14	12	08	28	21	38	25
72011-08-10	G1/2"X14	16	10	29	21	38	25
72011-10-10	G5/8"X14	16	10	28	23	40	27
72011-12-10	G3/4"X14	16	10	32	26.5	48	31
72011-12-12	G3/4"X14	20	12	32	26.5	48	31
72011-16-08	G1"X11	12	08	40	33.3	60	42
72011-16-12	G1"X11	20	12	40	33.3	60	42
72011-16-16	G1"X11	25	16	41	33.3	60	42

注：1.代表代号中用于编织软管 2.如需用于缠绕软管代号改为 72012-xx-xx.

Note: 1.For use with braided hoses . 2. If use with spiral hoses , hose fitting series number is 72012-xx-xx.

扣压式软管接头 SWAGED HOSE FITTING

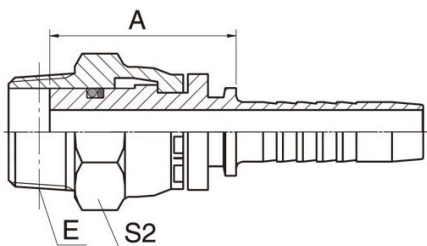


720B

英制铰接螺栓

BSP BOLT

代号 PART NO.	螺纹 E THREAD E	尺寸 DIMENSIONS			
		A	B	C	S1
720B-02	G1/8"X28	29.5	4.8	4.8	14
720B-04	G1/4"X19	28.5	6	6	19
720B-06	G3/8"X19	38.5	9	7	22
720B-08	G1/2"X14	44	13	8.5	27
720B-10	G5/8"X14	48.5	15	10	30
720B-12	G3/4"X14	56	18	10	32
720B-16	G1"X11	68.5	22	13	41

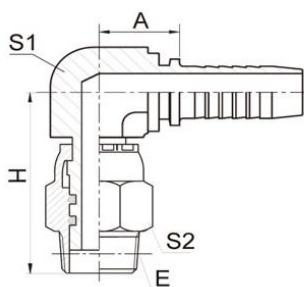


15611SW

布锥管旋转外螺纹

NPT SWIVEL MALE

代号 PART NO.	螺纹 E THREAD E	软管 HOSE BORE		尺寸 DIMENSIONS	
		公称内径 DN	标号 DASH	A	S2
15611SW-04-04	Z1/4"X18	6	04	56	19
15611SW-06-06	Z3/8"X18	10	06	60	22
15611SW-08-08	Z1/2"X14	12	08	66	27
15611SW-12-12	Z3/4"X18	20	12	68.4	32



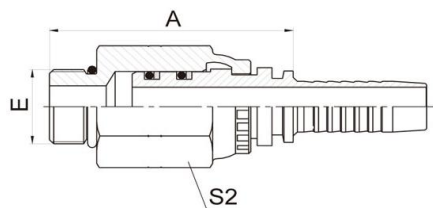
15691KSW

90° 布锥管旋转外螺纹

90° NPT SWIVEL MALE

代号 PART NO.	螺纹 E THREAD E	软管 HOSE BORE		尺寸 DIMENSIONS			
		公称内径 DN	标号 DASH	A	H	S1	S2
15691KSW-04-04	Z1/4"X18	6	04	25	59.5	16	19
15691KSW-06-06	Z3/8"X18	10	06	25	64.5	16	22
15691KSW-08-08	Z1/2"X14	12	08	28.5	71.5	19	27
15691KSW-12-12	Z3/4"X18	20	12	36	76.9	27	32

扣压式软管接头 SWAGED HOSE FITTING

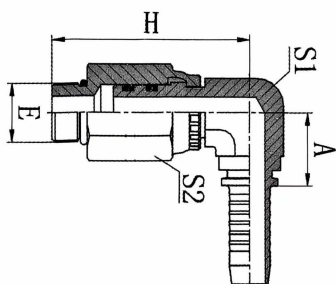


16011SW

SAE 带 O 型圈旋转外螺纹

SAE O-RING BOSS SWIVEL MALE

代号 PART NO.	螺纹 E THREAD E	软管 HOSE BORE		O 型圈 O RING	尺寸 DIMENSIONS	
		公称内径 DN	标号 DASH		A	S2
16011SW-08-06	3/4"X16	10	06	O908	57.5	27
16011SW-08-08	3/4"X16	12	08	O908	58	27
16011SW-10-08	7/8"X14	12	08	O910	59.5	27
16011SW-10-10	7/8"X14	16	10	O910	60.1	27
16011SW-12-12	1.1/16"X12	20	12	O912	64.9	32



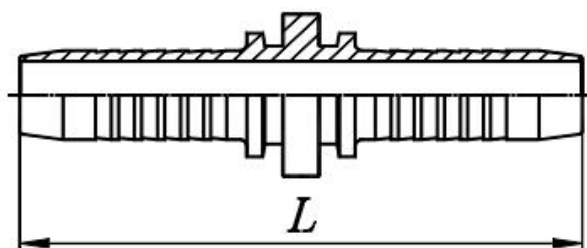
16091KSW

90° SAE 带 O 型圈旋转外螺纹

90° SAE O-RING BOSS SWIVEL MALE

代号 PART NO.	螺纹 E THREAD E	软管 HOSE BORE		O 型圈 O RING	尺寸 DIMENSIONS			
		公称内径 DN	标号 DASH		A	H	S1	S2
16091KSW-08-06	3/4"X16	10	06	O908	28.5	63.5	19	27
16091KSW-08-08	3/4"X16	12	08	O908	28.5	63.5	19	27
16091KSW-10-06	7/8"X14	10	06	O910	28.5	65	19	27
16091KSW-10-08	7/8"X14	12	08	O910	28.5	65	19	27
16091KSW-10-10	7/8"X14	16	10	O910	30.5	65.5	22	27

扣压式软管接头 SWAGED HOSE FITTING

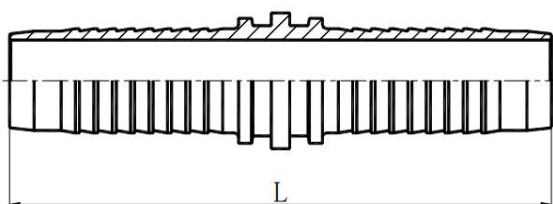


90011

双面连接芯

DOUBLE CONNECTOR

代号 PART NO.	软管 HOSE BORE		尺寸 DIMENSIONS
	公称内径 DN	标号 DASH	L
90011-04	6	04	69
90011-05	8	05	73
90011-06	10	06	73
90011-08	12	08	77
90011-10	16	10	88
90011-12	20	12	95
90011-16	25	16	114
90011-20	32	20	132
90011-24	40	24	162
90011-32	50	32	170



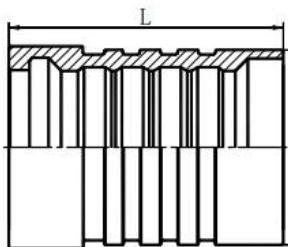
90012

双面连接芯

DOUBLE CONNECTOR

代号 PART NO.	软管 HOSE BORE		尺寸 DIMENSIONS
	公称内径 DN	标号 DASH	L
90012-04	6	04	83
90012-05	8	05	87
90012-06	10	06	87
90012-08	12	08	91
90012-10	16	10	97
90012-12	20	12	110
90012-16	25	16	134
90012-20	32	20	153
90012-24	40	24	172
90012-32	50	32	178

内锁式软管接头 INTERLOCK HOSE FITTING

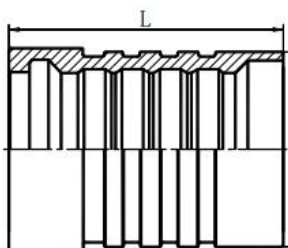


00621

R13 软管剥内外软套筒

INTERLOCK FERRULE FOR R13 HOSE

代号 PART NO.	软管HOSE BORE		尺寸	DIMENSIONS
	公称内径 DN	标号 DASH	L	
00621-12	20	12	53	
00621-16	25	15	66	
00621-20	32	20	88.5	
00621-24	40	24	102	
00621-32	50	32	108	



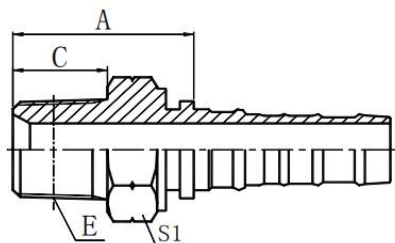
00621-R15

R15 软管剥内外软套筒

INTERLOCK FERRULE FOR R15 HOSE

代号 PART NO.	软管HOSE BORE		尺寸	DIMENSIONS
	公称内径 DN	标号 DASH	L	
00621-06(R15)	10	06	40	
00621-08(R15)	12	08	42	
00621-12(R15)	20	12	53	
00621-16(R15)	25	16	66	
00621-20(R15)	32	20	88.5	
00621-24(R15)	40	24	102	

内锁式软管接头 INTERLOCK HOSE FITTING

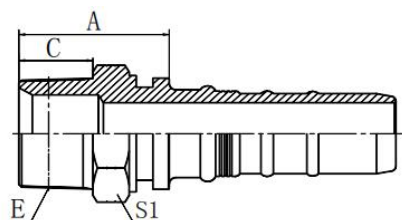


13013-SP

英锥管外螺纹

BSPT MALE

代号 PART NO.	螺纹 E THREAD E	软管 HOSE BORE		尺寸 DIMENSIONS		
		公称内径 DN	标号 DASH	A	C	S1
13013-12-12SP	R3/4"X14	20	12	38	20	30
13013-16-16SP	R1"X11	25	16	45.9	25.5	38
13013-20-20SP	R1.1/4"X11	32	20	51.3	26.5	46
13013-24-24SP	R1.1/2"X11	40	24	53.2	26.5	50
13013-32-32SP	R2"X11	50	32	58.5	30	65

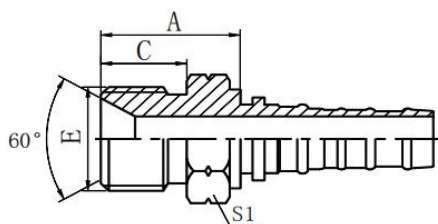


15613

布锥管外螺纹

NPT MALE

代号 PART NO.	螺纹 E THREAD E	软管 HOSE BORE		尺寸 DIMENSIONS		
		公称内径 DN	标号 DASH	A	C	S1
15613-12-12	Z3/4"X14	20	12	37.5	19.5	30
15613-16-16	Z 1"X11.5	25	16	45.9	25.5	38
15613-20-20	Z1.1/4"X11.5	32	20	51.3	26.5	46
15613-24-24	Z1.1/2"X11.5	40	24	54.2	27.5	50
15613-32-32	Z 2"X11.5	50	32	56.5	27.5	65



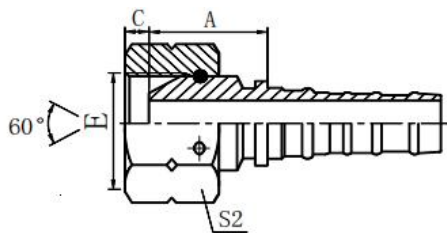
12613

英锥管外螺纹 60° 内锥面

BSP MALE 60° CONE SEAT

代号 PART NO.	螺纹 E THREAD E	软管 HOSE BORE		尺寸 DIMENSIONS		
		公称内径 DN	标号 DASH	A	C	S1
12613-12-12	G3/4"X14	20	12	37.5	18.5	30
12613-16-16	G1"X11	25	16	41	20.5	36
12613-20-20	G1.1/4"X11	32	20	45.3	20.5	46
12613-24-24	G1.1/2"X11	40	24	49.7	23	50
12613-32-32	G2"X11	50	32	52	25.5	60

内锁式软管接头 INTERLOCK HOSE FITTING

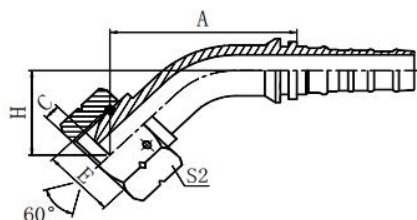


22613-W

英锥管内螺纹 60° 外锥面

BSP FEMALE 60° CONE

代号 PART NO.	螺纹 E THREAD E	软管 HOSE BORE		尺寸 DIMENSIONS		
		公称内径 DN	标号 DASH	A	C	S2
22613-12-12W	G3/4"X14	20	12	26.5	10.9	32
22613-16-16W	G1"X11	25	16	30.4	11.7	41
22613-20-20W	G1.1/4"X11	32	20	35.8	11	50
22613-24-24W	G1.1/2"X11	40	24	36.7	14	55
22613-32-32W	G2"X11	50	32	36.5	16	70

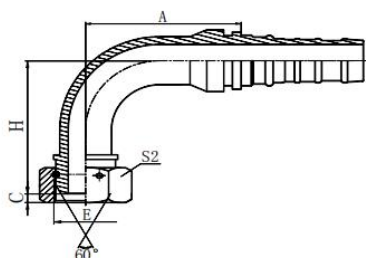


22643-W

45° 英锥管内螺纹 60° 外锥面

45° BSP FEMALE 60° CONE

代号 PART NO.	螺纹 E THREAD E	软管 HOSE BORE		尺寸 DIMENSIONS			
		公称内径 DN	标号 DASH	A	C	H	S2
22643-12-12W	G3/4"X14	20	12	86.4	10.9	32.5	32
22643-16-16W	G1"X11	25	16	99.3	11.7	32.9	41
22643-20-20W	G1.1/4"X11	32	20	112.9	11	37.9	50
22643-24-24W	G1.1/2"X11	40	24	131	13	45.5	55
22643-32-32W	G2"X11	50	32	154.7	16	52.7	70



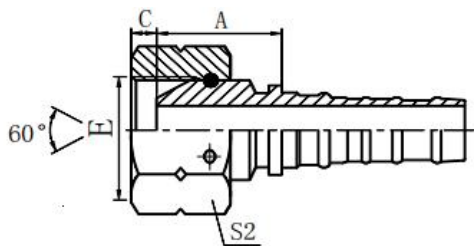
22693-W

90° 英锥管内螺纹 60° 外锥面

90° BSP FEMALE 60° CONE

代号 PART NO.	螺纹 E THREAD E	软管 HOSE BORE		尺寸 DIMENSIONS			
		公称内径 DN	标号 DASH	A	C	H	S2
22693-12-12W	G3/4"X14	20	12	75	10.9	67.1	32
22693-16-16W	G1"X11	25	16	91.9	11.7	72	41
22693-20-20W	G1.1/4"X11	32	20	105.8	11	84.3	50
22693-24-24W	G1.1/2"X11	40	24	124.2	13.5	103	55
22693-32-32W	G2"X11	50	32	148.8	16	123.3	70

内锁式软管接头 INTERLOCK HOSE FITTING

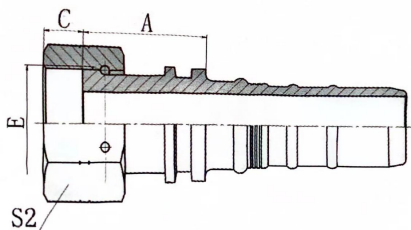


22613-ORW

英锥管内螺纹 60° 外锥面 O 型圈

BSP FEMALE 60° CONE O-RING

代号 PART NO.	螺纹 E THREAD E	软管 HOSE BORE		O 型圈 O-RING	尺寸 DIMENSIONS		
		公称内径 DN	标号 DASH		A	C	S2
22613-12-12ORW	G3/4"X14	20	12	O171	26.5	10.9	32
22613-16-16ORW	G1"X11	25	16	O221	30.4	11.7	41
22613-20-20ORW	G1.1/4"X11	32	20	O291	35.8	11	50
22613-24-24ORW	G1.1/2"X11	40	24	O351	36.7	14	55

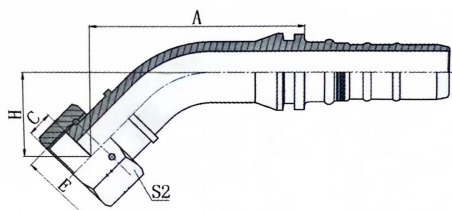


24213-W

美制 ORFS 内螺纹平面

ORFS FEMALE FLAT SEAT

代号 PART NO.	螺纹 E THREAD E	软管 HOSE BORE		尺寸 DIMENSIONS		
		公称内径 DN	标号 DASH	A	C	S2
24213-12-12W	1.3/16"X12	20	12	41	15	36
24213-16-16W	1.7/16"X12	25	16	44.4	15	41
24213-20-20W	1.11/16"X12	32	20	47.8	15	50
24213-24-24W	2"X12	40	24	48.2	14.8	60



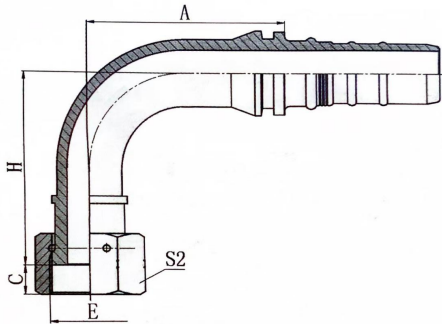
24243-W

45° 美制 ORFS 内螺纹平面

45° ORFS FEMALE FLAT SEAT

代号 PART NO.	螺纹 E THREAD E	软管 HOSE BORE		尺寸 DIMENSIONS			
		公称内径 DN	标号 DASH	A	C	H	S2
24243-12-12W	1.3/16"X12	20	12	97.7	15	42	36
24243-16-16W	1.7/16"X12	25	16	111	15	44.6	41
24243-20-20W	1.11/16"X12	32	20	124	15	49	50
24243-24-24W	2"X12	40	24	138.2	14.8	53.6	60

内锁式软管接头 INTERLOCK HOSE FITTING

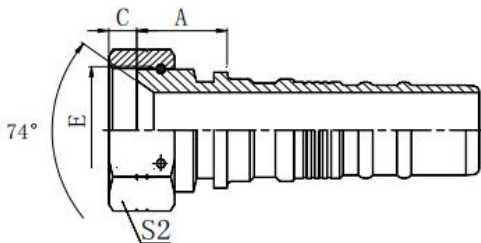


24293-W

90° 美制 ORFS 内螺纹平面

90° ORFS FEMALE FLAT SEAT

代号 PART NO.	螺纹 E THREAD E	软管 HOSE BORE		尺寸 DIMENSIONS			
		公称内径 DN	标号 DASH	A	C	H	S2
24293-12-12W	1.3/16"X12	20	12	73.8	15	80.5	36
24293-16-16W	1.7/16"X12	25	16	88.9	15	88.5	41
24293-20-20W	1.11/16"X12	32	20	105.8	15	100	50
24293-24-24W	2"X12	40	24	123.2	14.8	114.5	60



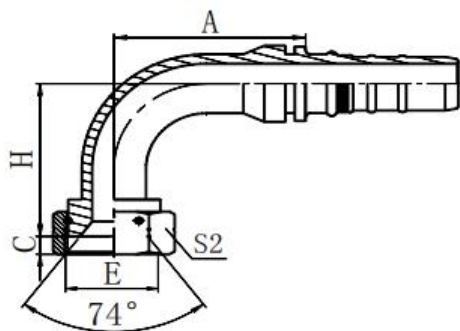
26713-W

美制 JIC 内螺纹 74° 内锥面

JIC FEMALE 74° CONE SEAT

代号 PART NO.	螺纹 E THREAD E	软管 HOSE BORE		尺寸 DIMENSIONS		
		公称内径 DN	标号 DASH	A	C	S2
26713-12-12W	1.1/16"X12	20	12	26.5	15	32
26713-16-16W	1.5/16"X12	25	16	29.4	16	41
26713-20-20W	1.5/8"X12	32	20	32.3	17	50
26713-24-24W	1.7/8"X12	40	24	34.7	20	60
26713-32-32W	2.1/2"X12	50	32	35	23.5	75

内锁式软管接头 INTERLOCK HOSE FITTING

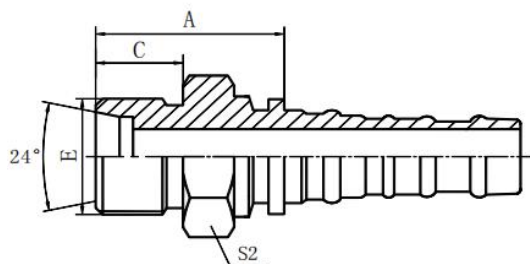


26793-W

90° 美制 JIC 内螺纹 74° 内锥面

90° JIC FEMALE 74° CONE SEAT

代号 PART NO.	螺纹 E THREAD E	软管 HOSE BORE		尺寸 DIMENSIONS			
		公称内径 DN	标号 DASH	A	C	H	S2
26793-12-12W	1.1/16"X12	20	12	73.8	15	64.5	32
26793-16-16W	1.5/16"X12	25	16	88.9	16	72.5	41
26793-20-20W	1.5/8"X12	32	20	105.8	17	81.5	50
26793-24-24W	1.7/8"X12	40	24	124.2	20	101	55
26793-32-32W	2.1/2"X12	50	32	150.3	23.5	121.3	75



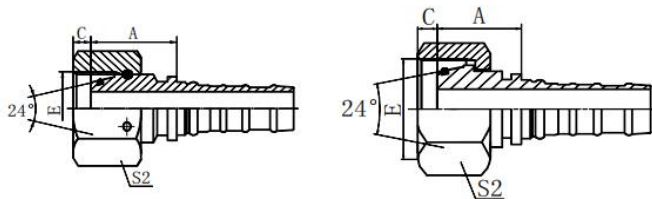
10513

公制外螺纹 24° 内锥面重系列

METRIC MALE 24° CONE SEAT H. T.

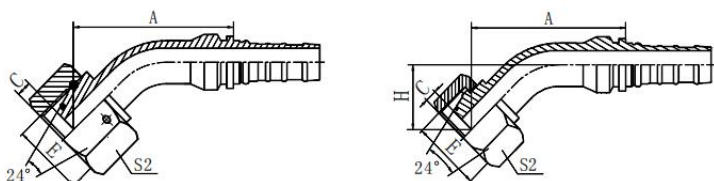
代号 PART NO.	螺纹 E THREAD E	软管 HOSE BORE		管子外径 TUBE O. D.	尺寸 DIMENSIONS		
		公称内径 DN	标号 DASH		A	C	S2
10513-36-12	M36X2	20	12	25	41.5	20	38
10513-42-16	M42X2	25	16	30	46.4	20	46
10513-52-20	M52X2	32	20	38	48.8	22	55

内锁式软管接头 INTERLOCK HOSE FITTING



20513-W 20513-T
公制外螺纹 24° 锥带 O 形圈重系列
METRIC FEMALE 24 °CONE O-RING H.T.

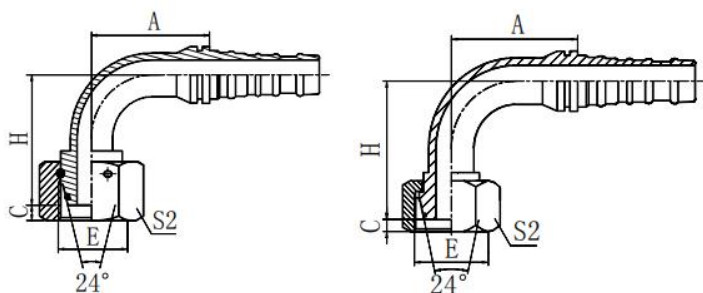
代号 PART NO.	螺纹 E THREAD E	软管 HOSE BORE		管子外径 TUBE O. D.	O 形 圈 O RING	尺寸 DIMENSIONS		
		公称内径 DN	标号 DASH			A	C	S2
20513-30-12W	M30X2	20	12	20	16.3X2.4	30	3	36
20513-36-12T	M36X2	20	12	25	20.3X2.4	38.5	3	41
20513-36-16W	M36X2	25	16	25	20.3X2.4	31.9	3	41
20513-42-12T	M42X2	20	12	30	25.3X2.4	42	5	50
20513-42-16W	M42X2	25	16	30	25.3X2.4	33.4	5	50
20513-42-20W	M42X2	32	20	30	25.3X2.4	35.8	5	50
20513-52-20T	M52X2	32	20	38	33.3X2.4	45.3	6.5	60
20513-52-24W	M52X2	40	24	38	33.3X2.4	38.2	6.5	60



20543-W 20543-T
45°公制外螺纹 24°锥带 O 形圈重系列
45°METRIC FEMALE 24 °CONE O-RING H.T.

代号 PART NO.	螺纹 E THREAD E	软管 HOSE BORE		管子外径 TUBE O. D.	O 形 圈 O RING	尺寸 DIMENSIONS			
		公称内径 DN	标号 DASH			A	C	H	S2
20543-36-12T	M36X2	20	12	25	O20.30X2.40	89.4	3	33	41
20543-42-16W	M42X2	25	16	30	O25.30X2.40	102.3	5	35.9	50
20543-52-20T	M52X2	32	20	38	O33.30X2.40	114.5	6.5	39.4	60

内锁式软管接头 INTERLOCK HOSE FITTING

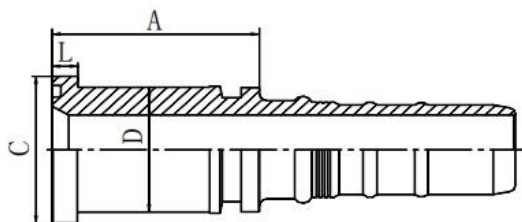


20593-W 20593-T

90° 公制外螺纹 24° 锥带 O 形圈重系列

90° METRIC FEMALE 24 ° CONE O-RING

代号 PART NO.	螺纹 E THREAD E	软管 HOSE BORE		管子外径 TUBE O. D.	O 形 圈 O RING	尺 寸 DIMENSIONS			
		公称内径 DN	标号 DASH			A	C	H	S2
20593-36-12T	M36X2	20	12	25	O20.30X2.40	74.5	3.2	67.8	46
20593-36-16W	M36X2	25	16	25	O20.30X2.40	88.9	3.2	79.5	46
20593-42-16W	M42X2	25	16	30	O25.30X2.40	88.9	5	80.5	50
20593-42-20T	M42X2	32	20	30	O25.30X2.40	105.8	5	91.5	50
20593-52-20T	M52X2	32	20	38	O33.30X2.40	105.8	6.5	86.5	60
20593-52-24W	M52X2	40	24	38	O33.30X2.40	124.2	6.5	104.5	60



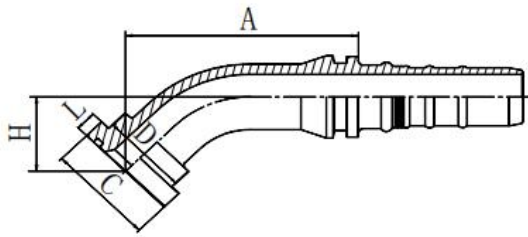
87313

SAE 法兰 3000 PSI

SAE FLANGE 3000 PSI

代号 PART NO.	法兰型号 FLANGE SIZE	软管 HOSE BORE		尺 寸 DIMENSIONS			
		公称内径 DN	标号 DASH	A	C	D	L
87313-12-12	3/4"	20	12	50	38.1	31.7	3.73
87313-16-12	1"	20	12	54	44.4	38	8
87313-16-16	1"	25	16	54.4	44.4	38	8
87313-20-16	1.1/4"	25	16	59.4	50.8	43	8
87313-20-20	1.1/4"	32	20	65.8	50.8	43	8
87313-24-20	1.1/2"	32	20	71.8	60.3	50	8
87313-24-24	1.1/2"	40	24	72.2	60.3	50	8
87313-32-24	2"	40	24	74.2	71.4	62	9.53
87313-32-32	2"	50	32	78.5	71.4	62	9.53

内锁式软管接头 INTERLOCK HOSE FITTING

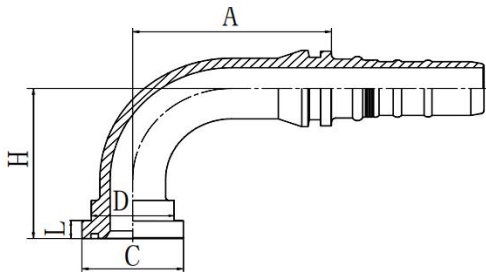


87343

45° SAE 法兰 3000 PSI

45° SAE FLANGE 3000 PSI

代号 PART NO.	法兰型号 FLANGE SIZE	软管 HOSE BORE		尺寸 DIMENSIONS				
		公称内径 DN	标号 DASH	A	C	D	H	L
87343-12-12	3/4"	20	12	85.8	38.1	31.7	28.9	6.73
87343-16-12	1"	20	12	85.8	44.4	38	28.9	8
87343-16-16	1"	25	16	96.1	44.4	38	29.7	8
87343-20-16	1.1/4"	25	16	96.1	50.8	43	29.7	8
87343-20-20	1.1/4"	32	20	108.8	50.8	43	33.8	8
87343-24-20	1.1/2"	32	20	110.2	60.3	50	35.2	8
87343-24-24	1.1/2"	40	24	123.7	60.3	50	39.1	8
87343-32-24	2"	40	24	123.7	71.4	62	39.1	9.53
87343-32-32	2"	50	32	148.3	71.4	62	46.3	9.53



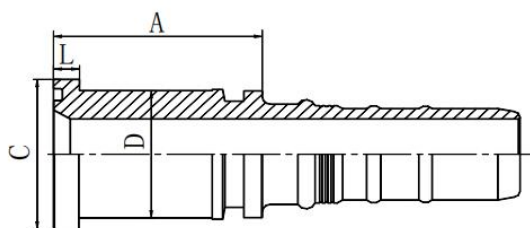
87393

90° SAE 法兰 3000 PSI

90° SAE FLANGE 3000 PSI

代号 PART NO.	法兰型号 FLANGE SIZE	软管 HOSE BORE		尺寸 DIMENSIONS				
		公称内径 DN	标号 DASH	A	C	D	H	L
87393-12-12	3/4"	20	12	75	38.1	31.7	62	6.73
87393-16-12	1"	20	12	75	44.4	38	62	8
87393-16-16	1"	25	16	88.9	44.4	38	67.5	8
87393-20-16	1.1/4"	25	16	88.9	50.8	43	67.5	8
87393-20-20	1.1/4"	32	20	105.8	50.8	43	78.5	8
87393-24-20	1.1/2"	32	20	105.8	60.3	50	80.5	8
87393-24-24	1.1/2"	40	24	123.2	60.3	50	94	8
87393-32-24	2"	40	24	123.2	71.4	62	94	9.53
87393-32-32	2"	50	32	150.3	71.4	62	114.3	9.53

内锁式软管接头 INTERLOCK HOSE FITTING

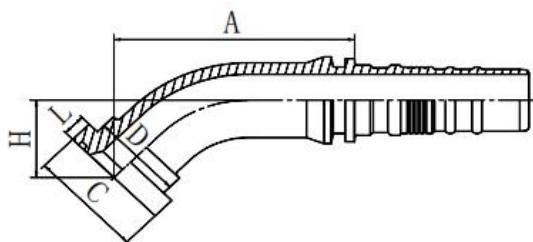


87613

SAE 法兰 6000 PSI

SAE FLANGE 6000 PSI

代号 PART NO.	法兰型号 FLANGE SIZE	软管 HOSE BORE		尺寸 DIMENSIONS			
		公称内径 DN	标号 DASH	A	C	D	L
87613-12-12	3/4"	20	12	53	41.3	32	8.76
87613-16-12	1"	20	12	58	47.6	38	9.53
87613-16-16	1"	25	16	59.4	47.6	38	9.53
87613-20-16	1.1/4"	25	16	67.4	54	44	10.29
87613-20-20	1.1/4"	32	20	69.8	54	44	10.29
87613-20-24	1.1/4"	40	24	74.7	54	44	10.29
87613-24-20	1.1/2"	32	20	78.8	63.5	51	12.57
87613-24-24	1.1/2"	40	24	78.7	63.5	51	12.57
87613-32-24	2"	40	24	91.2	79.4	67	12.57
87613-32-32	2"	50	32	91	79.4	67	12.57



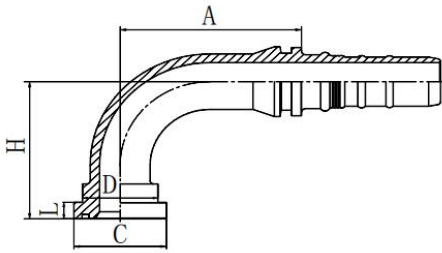
87643

45° SAE 法兰 6000 PSI

45° SAE FLANGE 6000 PSI

代号 PART NO.	法兰型号 FLANGE SIZE	软管 HOSE BORE		尺寸 DIMENSIONS				
		公称内径 DN	标号 DASH	A	C	D	H	L
87643-12-12	3/4"	20	12	88.7	41.3	32	31.8	8.76
87643-16-12	1"	20	12	90.8	47.6	38	33.2	9.53
87643-16-16	1"	25	16	101.1	47.6	38	34.7	9.53
87643-20-16	1.1/4"	25	16	103.9	54	44	37.5	10.29
87643-20-20	1.1/4"	32	20	116.6	54	44	41.5	10.29
87643-24-20	1.1/2"	32	20	120.1	63.5	51	45.1	12.57
87643-24-24	1.1/2"	40	24	134.6	63.5	51	49	12.57
87643-32-24	2"	40	24	140.2	79.4	67	54.7	12.57
87643-32-32	2"	50	32	163.3	79.4	67	61.9	12.57

内锁式软管接头 INTERLOCK HOSE FITTING

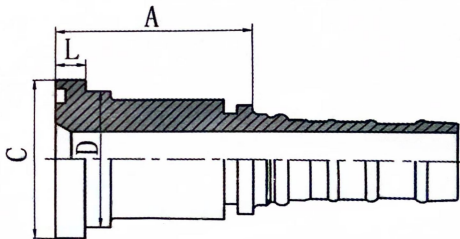


87693

90° SAE 法兰 6000 PSI

90° SAE FLANGE 6000 PSI

代号 PART NO.	法兰型号 FLANGE SIZE	软管 HOSE BORE		尺寸 DIMENSIONS				
		公称内径 DN	标号 DASH	A	C	D	H	L
87693-12-12	3/4"	20	12	75	41.3	31.7	66	8.9
87693-16-12	1"	20	12	75	47.6	38	68	9.6
87693-16-16	1"	25	16	88.9	47.6	38	73.5	9.6
87693-20-16	1.1/4"	25	16	88.9	54	43.6	78.5	10.4
87693-20-20	1.1/4"	32	20	105.8	54	43.6	86.5	10.4
87693-24-20	1.1/2"	32	20	105.8	63.5	50.8	89.5	12.7
87693-24-24	1.1/2"	40	24	124.2	63.5	50.8	103	12.7
87693-32-24	2"	40	24	124.2	79.4	66.5	103	12.7
87693-32-32	2"	50	32	150.3	79.4	66.5	123.3	12.7



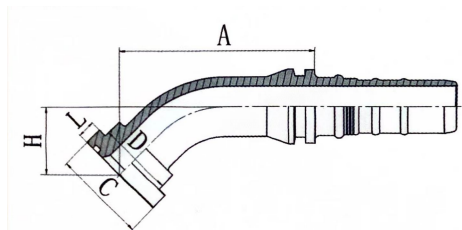
87913

SAE 法兰 9000 PSI

SAE FLANGE 9000 PSI

代号 PART NO.	法兰型号 FLANGE SIZE	软管 HOSE BORE		尺寸 DIMENSIONS			
		公称内径 DN	标号 DASH	A	C	D	L
87913-12-12	3/4"	20	12	58.5	41.3	31.7	14.3
87913-16-12	1"	20	12	63	47.6	38	14.3
87913-16-16	1"	25	16	64.4	47.6	38	14.3
87913-20-16	1.1/4"	25	16	66.8	54	43	14.3
87913-20-20	1.1/4"	32	20	73.8	54	43	14.3
87913-24-20	1.1/2"	32	20	80.6	63.5	50.8	14.3
87913-24-24	1.1/2"	40	24	80.7	63.5	50.8	14.3

内锁式软管接头 INTERLOCK HOSE FITTING

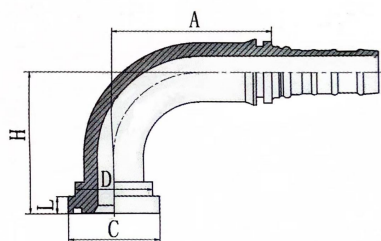


87943

45° SAE 法兰 9000 PSI

45° SAE FLANGE 9000 PSI

代号 PART NO.	法兰型号 FLANGE SIZE	软管 HOSE BORE		尺寸 DIMENSIONS				
		公称内径 DN	标号 DASH	A	C	D	H	L
87943-12-12	3/4"	20	12	92.6	41.3	31.7	35.6	14.3
87943-16-12	1"	20	12	93.7	47.6	38	36.7	14.3
87943-16-16	1"	25	16	103.9	47.6	38	37.5	14.3
87943-20-16	1.1/4"	25	16	104.6	54	43	38.2	14.3
87943-20-20	1.1/4"	32	20	117.3	54	43	42.3	14.3
87943-24-20	1.1/2"	32	20	118	63.5	50.8	43	14.3
87943-24-24	1.1/2"	40	24	132.5	63.5	50.8	46.9	14.3

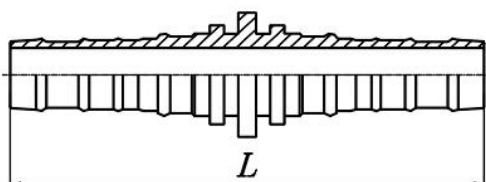


87993

90° SAE 法兰 9000 PSI

90° SAE FLANGE 9000 PSI

代号 PART NO.	法兰型号 FLANGE SIZE	软管 HOSE BORE		尺寸 DIMENSIONS				
		公称内径 DN	标号 DASH	A	C	D	H	L
87993-12-12	3/4"	20	12	75	41.3	31.7	71.5	14.3
87993-16-12	1"	20	12	75	47.6	38	73	14.3
87993-16-16	1"	25	16	88.9	47.6	38	78.5	14.3
87993-20-16	1.1/4"	25	16	88.9	54	43	79.5	14.3
87993-20-20	1.1/4"	32	20	105.8	54	43	90.5	14.3
87993-24-20	1.1/2"	32	20	105.8	63.5	50.8	91.5	14.3
87993-24-24	1.1/2"	40	24	124.2	63.5	50.8	105	14.3



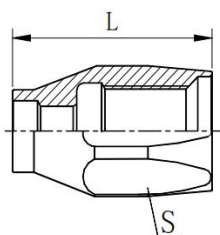
90013

双面连接芯

DOUBLE CONNECTOR

代号 PART NO.	软管 HOSE BORE		尺寸 DIMENSIONS
	公称内径 DN	标号 DASH	L
90013-12	20	12	119
90013-16	25	16	150
90013-20	32	20	194
90013-24	40	24	223
90013-32	50	32	235

可拆式软管接头 REUSABLE HOSE FITTING

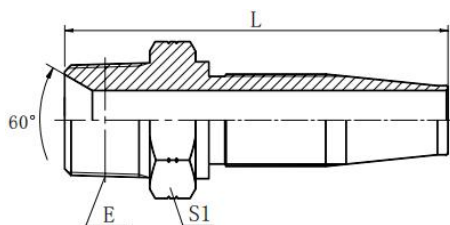


00518

SAE 100 R5 软管可拆式套筒

FERRULE FOR SAE 100 R5 HOSE

代号 PART NO.	软管 HOSE BORE	尺寸 DIMENSIONS	
	标号 DASH	L	S
00518-04	04	28	17
00518-05	05	30.5	19
00518-06	06	33	22
00518-08	08	42	24
00518-10	10	45.5	30
00518-12	12	53.5	32
00518-16	16	42	36
00518-20	20	44.5	46
00518-24	24	47	50
00518-32	32	57	65



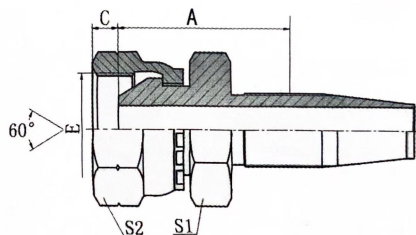
15618-R5

美制布锥管螺纹

NPT MALE

代号 PART NO.	螺纹 E THREAD E	软管 HOSE BORE	尺寸 DIMENSIONS	
		标号 DASH	L	S1
15618-02-04(R5)	Z1/8"X27	04	43.5	12
15618-04-04(R5)	Z1/4"X18	04	48	17
15618-04-06(R5)	Z1/4"X18	06	55.5	17
15618-06-05(R5)	Z3/8"X18	05	52.5	19
15618-06-06(R5)	Z3/8"X18	06	56.5	19
15618-08-08(R5)	Z1/2"X14	08	69	22
15618-12-10(R5)	Z3/4"X14	10	75	30
15618-12-12(R5)	Z3/4"X14	12	83	30
15618-16-16(R5)	Z1"X11.5	16	77	36
15618-20-20(R5)	Z1.1/4"X11.5	20	86.5	46
15618-24-24(R5)	Z1.1/2"X11.5	24	89	50
15618-32-32(R5)	Z2"X11.5	32	104.5	65

可拆式软管接头 REUSABLE HOSE FITTING

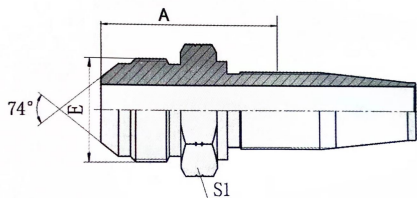


22618D-R5 22618D-R5W

英制内螺纹 60° 外锥面

BSP FEMALE 60° CONE

代号 PART NO.	法兰型号 FLANGE SIZE	软管 HOSE BORE	尺寸 DIMENSIONS			
		标号 DASH	A	C	S1	S2
22618D-04-04(R5)	G1/4"X19	04	26	5.5	14	19
22618D-06-05(R5)	G3/8"X19	05	29.1	6.3	17	22
22618D-06-06(R5)	G3/8"X19	06	30	6.3	17	22
22618D-08-08(R5)	G1/2"X14	08	35	7.5	19	27
22618D-10-10(R5)	G5/8"X14	10	35.5	9.5	22	30
22618D-12-12(R5)	G3/4"X14	12	38.5	10.9	27	32
22618D-16-16(R5)	G1"X11	16	37	11.7	32	41
22618D-20-20(R5)W	G1.1/4"X11	20	41.5	11	41	50



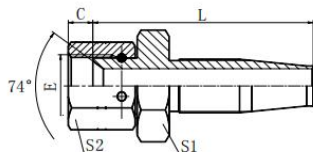
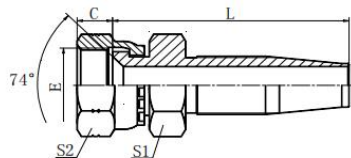
16718-R5

美制 JIC 外螺纹 74° 外锥面

JIC MALE 74° CONE

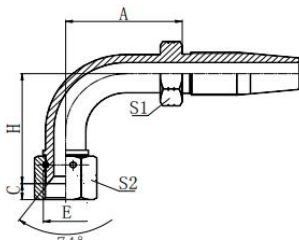
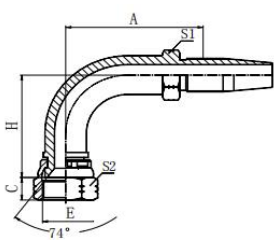
代号 PART NO.	螺纹 E THREAD E	软管 HOSE BORE	尺寸 DIMENSIONS	
		标号 DASH	A	S1
16718-04-04(R5)	7/16X20	04	29	12
16718-06-05(R5)	9/16"X18	05	31	17
16718-06-06(R5)	9/16"X18	06	32	17
16718-08-06(R5)	3/4"X16	06	34.7	22
16718-08-08(R5)	3/4"X16	08	38	22
16718-10-10(R5)	7/8"X14	10	40.5	24
16718-12-12(R5)	1.1/16"X12	12	45.5	30
16718-16-16(R5)	1.5/16"X12	16	44	36
16718-20-20(R5)	1.5/8"X12	20	49.5	46
16718-24-24(R5)	1.7/8"X12	24	52.5	50

可拆式软管接头 REUSABLE HOSE FITTING



26718D-R5 26718D-R5W
美制 JIC 内螺纹 74° 内锥面
JIC FEMALE 74° CONE SEAT

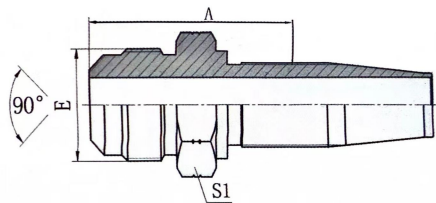
代号 PART NO.	螺 纹 E THREAD E	软 管 HOSE BORE	尺 寸 DIMENSIONS			
		标号 DASH	L	C	S1	S2
26718D-04-04(R5)	7/16"X20	04	40	9	14	17
26718D-05-05(R5)	1/2"X20	05	45	9.5	14	17
26718D-06-06(R5)	9/16"X18	06	49	10.5	17	19
26718D-08-08(R5)	3/4"X16	08	60	11	22	24
26718D-10-10(R5)	7/8"X14	10	66.5	13	27	27
26718D-12-12(R5)	1.1/16"X12	12	77	15	32	32
26718D-16-16(R5)	1.5/16"X12	16	64	16	38	41
26718D-20-20(R5)W	1.5/8"X12	20	76.5	17	41	50
26718D-24-24(R5)W	1.7/8"X12	24	79.5	20	46	55
26718D-32-32(R5)W	2.1/2"X12	32	95	23.5	65	75



26798D-R5 26798D-R5W
90° 美制 JIC 内螺纹 74° 内锥面
90° JIC FEMALE 74° CONE SEAT

代号 PART NO.	螺 纹 E THREAD E	软 管 HOSE BORE	尺 寸 DIMENSIONS				
		标号 DASH	A	C	H	S1	S2
26798D-04-04(R5)	7/16"X20	04	38.5	9	33.5	14	15
26798D-05-05(R5)	1/2"X20	05	43.4	9.5	37	14	17
26798D-06-06(R5)	5/8"X18	06	44.75	10.5	39.3	17	19
26798D-08-08(R5)	3/4"X16	08	53	11	47.5	19	24
26798D-10-10(R5)	7/8"X14	10	66.5	13	52.5	24	27
26798D-12-12(R5)	1.1/16"X14	12	79.5	15	63.5	27	32
26798D-16-16(R5)	1.5/16"X12	16	86.5	16	70	32	41
26798D-20-20(R5)W	1.5/8"X12	20	100.5	17	82.5	38	50
26798D-24-24(R5)W	1.7/8"X12	24	121	20	97.5	46	55
26798D-32-32(R5)W	2.1/2"X12	32	143.3	23.5	118.8	60	75

可拆式软管接头 REUSABLE HOSE FITTING

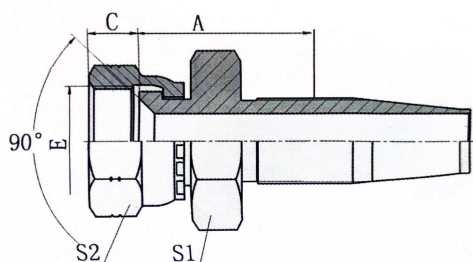


17818-R5

美制 SAE 外螺纹 90° 外锥面

SAE MALE 90° CONE

代号 PART NO.	螺纹 E THREAD E	软管 HOSE BORE	尺寸 DIMENSIONS	
		标号 DASH	A	S1
17818-06-06(R5)	5/8"X18	06	33.7	17
17818-08-08(R5)	3/4"X16	08	42	22
17818-12-12(R5)	1.1/16"X14	12	51	30



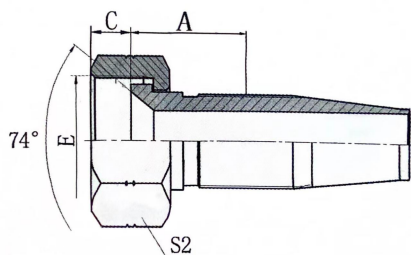
27818D-R5

美制 SAE 内螺纹 90° 内锥面

SAE FEMALE 90° CONE SEAT

代号 PART NO.	螺纹 E THREAD E	软管 HOSE BORE	尺寸 DIMENSIONS			
		标号 DASH	A	C	S1	S2
27818D-04-04(R5)	7/16"X20	04	22	9	14	17
27818D-05-05(R5)	1/2"X20	05	25.4	9	14	17
27818D-06-06(R5)	5/8"X18	06	26	11.3	17	22
27818D-08-08(R5)	3/4"X16	08	31.5	10.5	22	24
27818D-10-10(R5)	7/8"X14	10	34	12	27	27
27818D-12-12(R5)	1.1/16"X14	12	37	14.3	32	32

可拆式软管接头 REUSABLE HOSE FITTING



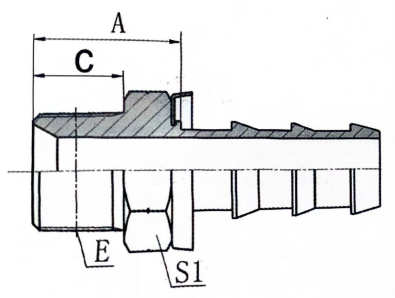
26718-R5T

美制 JIC 内螺纹 74° 内锥面

JIC FEMALE 90° CONE SEAT

代号 PART NO.	螺 纹 E THREAD E	软 管 HOSE BORE	尺 寸 DIMENSIONS		
		标号 DASH	A	C	S2
26718-04-04(R5T)	7/16"X20	04	20.5	9	15
26718-05-05(R5T)	1/2"X20	05	23.4	9.5	17
26718-06-06(R5T)	9/16"X18	06	22.5	10.5	19
26718-08-08(R5T)	3/4"X16	08	23.5	11	24
26718-10-10(R5T)	7/8"X14	10	24	13	27
26718-12-12(R5T)	1.1/16"X12	12	26	15	32
26718-16-16(R5T)	1.5/16"X12	16	22.5	16	41
26718-20-20(R5T)	1.5/8"X12	20	24	17	50
26718-24-24(R5T)	1.7/8"X12	24	24	20	55
26718-32-32(R5T)	2.1/2"X12	32	26	23.5	75

插入式软管接头 SOCKETLESS HOSE FITTING

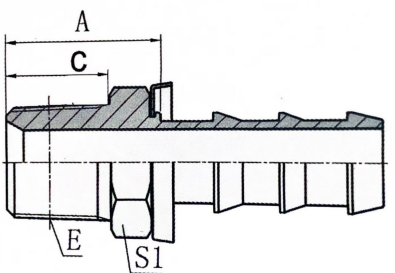


13011-SP (P0)

英锥管外螺纹

BSPT MALE

代号 PART NO.	螺纹 E THREAD E	软管 HOSE BORE		尺寸 DIMENSIONS		
		公称内径 DN	标号 DASH	A	C	S1
13011-02-04SP(P0)	R1/8"X28	6	04	17.7	10	12
13011-04-04SP(P0)	R1/4"X19	6	04	20.5	14.5	14
13011-04-06SP(P0)	R1/4"X19	10	06	22	14.5	17
13011-06-06SP(P0)	R3/8"X19	10	06	23.5	15	19
13011-08-08SP(P0)	R1/2"X14	12	08	30.5	20	22
13011-12-12SP(P0)	R3/4"X14	20	12	29.4	20	27



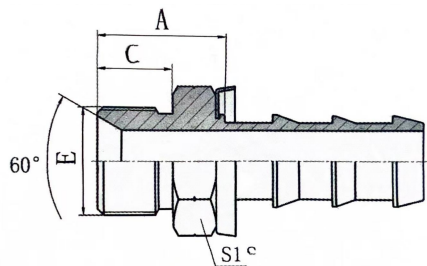
15611-P0

布锥管外螺纹

NPT MALE

代号 PART NO.	螺纹 E THREAD E	软管 HOSE BORE		尺寸 DIMENSIONS		
		公称内径 DN	标号 DASH	A	C	S1
15611-02-04P0	Z1/8"X27	6	04	18.2	10.5	12
15611-04-04P0	Z 1/4"X18	6	04	22.7	15	14
15611-04-06P0	Z1/4"X18	10	06	22.5	15	14
15611-06-06P0	Z 3/8"X18	10	06	23.5	16	19
15611-06-08P0	Z 3/8"X18	12	08	23.7	16	19
15611-08-08P0	Z 1/2"X14	12	08	29.2	19.5	22
15611-08-10P0	Z 1/2"X14	16	10	29	19.5	22
15611-12-12P0	Z 3/4"X14	20	12	31.5	19.5	27

插入式软管接头 SOCKETLESS HOSE FITTING

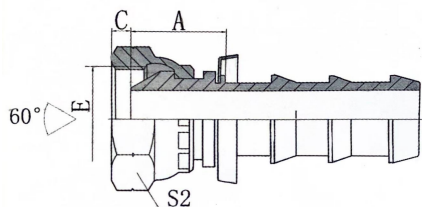


12611-P0

英管外螺纹 60° 内锥面

BSP MALE 60° CONE SEAT

代号 PART NO.	螺纹 E THREAD E	软管 HOSE BORE		尺寸 DIMENSIONS		
		公称内径 DN	标号 DASH	A	C	S1
12611-04-04PO	G1/4"X19	6	04	20	12	14
12611-06-06PO	G3/8"X19	10	06	22	13.5	17
12611-08-08PO	G1/2"X14	12	08	26.5	16	22
12611-10-10PO	G5/8"X14	16	10	27.5	17.5	24
12611-12-12PO	G3/4"X14	20	12	29.9	18.5	27

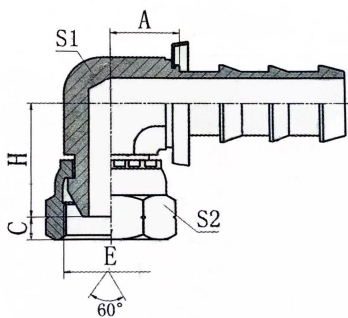


22611-P0

英管内螺纹 60° 外锥面

BSP FEMALE 60° CONE

代号 PART NO.	螺纹 E THREAD E	软管 HOSE BORE		尺寸 DIMENSIONS		
		公称内径 DN	标号 DASH	A	C	S2
22611-04-04PO	G1/4"X19	6	04	19.5	5.5	19
22611-06-06PO	G3/8"X19	10	06	21.5	6.3	22
22611-08-08PO	G1/2"X14	12	08	24.5	7.5	27
22611-12-12PO	G3/4"X14	20	12	29	10.9	32



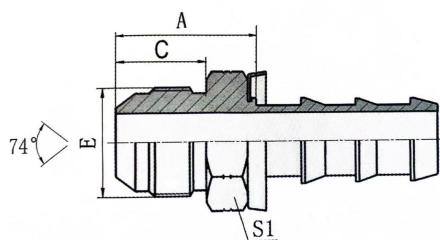
22691K-P0

90° 英管短身内螺纹 60° 外锥面

90° BSP COMPACT FEMALE 60° CONE

代号 PART NO.	螺纹 E THREAD E	软管 HOSE BORE		尺寸 DIMENSIONS				
		公称内径 DN	标号 DASH	A	C	H	S1	S2
22691K-04-04PO	G1/4"X19	6	04	12	5.5	18.5	11	19
22691K-06-06PO	G3/8"X19	10	06	14	6.3	24	14	22
22691K-08-08PO	G1/2"X14	12	08	17	7.5	26.5	19	27
22691K-12-12PO	G3/4"X14	20	12	21.5	10.9	33	27	32

插入式软管接头 SOCKETLESS HOSE FITTING

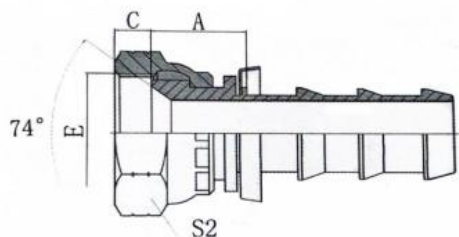


16711-PO

美制 JIC 外螺纹 74° 外锥面

JIC MALE 74° CONE

代号 PART NO.	螺纹 E THREAD E	软管 HOSE BORE		尺寸 DIMENSIONS		
		公称内径 DN	标号 DASH	A	C	S1
16711-04-04PO	7/16"X20	6	04	22	14	12
16711-06-04PO	9/16"X18	6	04	22	14.1	17
16711-06-06PO	9/16"X18	10	06	22	14.1	17
16711-08-06PO	3/4"X16	10	06	27.2	16.7	22
16711-08-08PO	3/4"X16	12	08	27.2	16.7	22
16711-10-10PO	7/8"X14	16	10	30	19.3	24
16711-10-12PO	7/8"X14	20	12	29.4	19.3	24
16711-12-08PO	1.1/16"X12	12	08	34.5	21.9	27
16711-12-10PO	1.1/16"X12	16	10	34	21.9	27
16711-12-12PO	1.1/16"X12	20	12	33.4	21.9	27

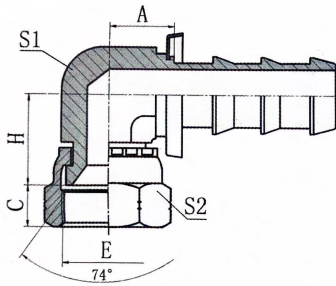


26711-PO

美制 JIC 内螺纹 74° 内锥面

JIC FEMALE 74° CONE SEAT

代号 PART NO.	螺纹 E THREAD E	软管 HOSE BORE		尺寸 DIMENSIONS		
		公称内径 DN	标号 DASH	A	C	S2
26711-04-04PO	7/16"X20	6	04	12.2	9	15
26711-05-04PO	1/2"X20	6	04	12.2	9.5	17
26711-06-06PO	9/16"X18	10	06	12.5	10.5	19
26711-08-06PO	3/4"X16	10	06	12.5	11	24
26711-08-08PO	3/4"X16	12	08	14.7	11	24
26711-10-08PO	7/8"X14	12	08	15.2	13	27
26711-10-10PO	7/8"X14	16	10	15.7	13	27
26711-12-12PO	1.1/16"X12	20	12	17.4	15	32
26711-16-16PO	1.5/16"X12	25	16	18.6	16	41

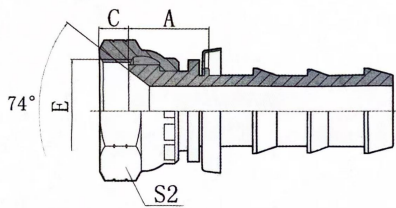


26791K-PO

90° 美制 JIC 内螺纹 74° 内锥面

90° JIC FEMALE 74° CONE SEAT

代号 PART NO.	螺纹 E THREAD E	软管 HOSE BORE		尺寸 DIMENSIONS				
		公称内径 DN	标号 DASH	A	C	H	S1	S2
26791K-04-04PO	7/16"X20	6	04	11.7	9	18	11	17
26791K-06-04PO	9/16"X18	6	04	14	10.5	20.5	14	19
26791K-06-06PO	9/16"X18	10	06	15.5	10.5	21	16	19
26791K-08-06PO	3/4"X16	10	06	16	11	22.5	16	24
26791K-08-08PO	3/4"X16	12	08	15.7	11	22.5	19	24
26791K-10-10PO	7/8"X14	16	10	18.5	12	27.5	22	27
26791K-12-12PO	1.1/16"X12	20	12	21.5	15	30	27	32



27811-PO

美制 SAE 内螺纹 90° 内锥面

SAE FEMALE 90° CONE SEAT

代号 PART NO.	螺纹 E THREAD E	软管 HOSE BORE		尺寸 DIMENSIONS		
		公称内径 DN	标号 DASH	A	C	S2
27811-04-04PO	7/16"X20	6	04	12.2	9	15
27811-05-04PO	1/2"X20	6	04	13.7	9.5	17
27811-06-04PO	5/8"X18	6	04	13.7	11.3	22
27811-06-06PO	5/8"X18	10	06	13.7	11.3	22
27811-08-06PO	3/4"X16	10	06	14.7	11	24
27811-8-08PO	3/4"X16	12	08	14.7	11	24
27811-10-08PO	7/8"X14	12	08	15.2	13	27
27811-12-12PO	1.1/16"X14	20	12	16.9	14.3	32

型号索引 Part NO.Index

型号 PART NO.	页码 PAGE	型号 PART NO.	页码 PAGE	型号 PART NO.	页码 PAGE	型号 PART NO.	页码 PAGE
00018	P19	20141	P29	22241	P57	28691	P84
00110	P16	20142	P29	22242	P57	28692	P84
00110-A	P16	20191	P30	22291	P57	29611	P85
00200	P17	20192	P30	22292	P57	29612	P85
00210	P18	20211	P22	22611	P58	29641	P85
00400	P18	20212	P22	22611D	P61	29642	P85
00401	P19	20231	P23	22611D-SM	P61	29691	P86
00518	P105	20232	P23	22611-PO	P111	29692	P86
00621	P93	20241	P23	22612	P58	50011	P47
00621-R15	P93	20242	P23	22612D	P61	50012	P47
00710	P20	20291	P24	22612D-SM	P61	50041	P48
00TFO	P20	20292	P24	22613-W	P95	50042	P48
01400	P19	20411	P37	22613-OR	P96	50091	P49
03310	P17	20411C	P43	22618D-R5	P106	50092	P49
10311	P21	20412	P37	22641	P59	60011	P87
10312	P21	20412C	P43	22642	P59	60012	P87
10411	P35	20441	P38	22643-W	P95	67011	P87
10412	P35	20442	P38	22691	P60	67012	P87
10511	P36	20491	P39	22691K	P62	70011	P88
10512	P36	20491C	P43	22691K-PO	P111	70012	P88
10513	P98	20492	P39	22692	P60	700M	P89
10611	P25	20492C	P43	22692K	P62	72011	P89
10612	P25	20511	P40	22693-W	P95	72012	P89
10711	P31	20511C	P44	24211	P72	720B	P90
10712	P31	20512	P40	24212	P72	87311	P76
10811L	P33	20512C	P44	24213-W	P96	87312	P76
12211	P50	20513-W	P99	24241	P73	87313	P100
12212	P50	20541	P41	24242	P73	87341	P77
12611	P50	20541C	P44	24243-W	P96	87342	P77
12611A	P52	20542	P41	24291	P74	87343	P101
12611-PO	P111	20542C	P44	24292	P74	87391	P78
12612	P50	20543-W	P99	24293-W	P97	87392	P78
12612A	P52	20591	P42	26711	P65	87393	P101
12613	P94	20591C	P45	26711D	P68	87611	P79

附加资料 INFORMATION

型号 PART NO.	页码 PAGE
13011-SP	P51
13011-SP(PO)	P110
13012-SP	P51
13013-SP	P94
14211	P71
14212	P71
15611	P63
15611-PO	P110
15611SW	P90
15612	P63
15613	P94
15618-R5	P105
15691KSW	P90
16011	P62
16011SW	P91
16012	P62
16091KSW	P91
16711	P64
16711-PO	P112
16712	P64
16718-R5	P106
17811	P69
17812	P69
17818-R5	P108
18611	P82
18612	P82
20011-T	P86
20111	P28
20112	P28

型号 PART NO.	页码 PAGE
20592	P42
20592C	P45
20593-W	P100
20611	P26
20612	P26
20641	P27
20642	P27
20691	P27
20692	P27
20711	P32
20712	P32
20741	P33
20742	P33
20791	P34
20792	P34
21611	P75
21612	P75
21641	P75
21642	P75
21691	P76
21692	P76
22111	P53
22112	P53
22141	P54
22142	P54
22191	P55
22192	P55
22211	P56
22212	P56

型号 PART NO.	页码 PAGE
26711D-SM	P68
26711-PO	P112
26712	P65
26712D	P68
26712D-SM	P68
26713-W	P97
26718D-R5	P107
26718-R5T	P109
26741	P66
26742	P66
26791	P67
26791K	P69
26791K-PO	P113
26792	P67
26792K	P69
26793-W	P98
26798D-R5	P107
27811	P70
27811-PO	P113
27812	P70
27818D-R5	P108
27841	P70
27842	P70
27891	P71
27892	P71
28611	P83
28612	P83
28641	P84
28642	P84

型号 PART NO.	页码 PAGE
87612	P79
87613	P102
87641	P79
87642	P79
87643	P102
87691	P80
87692	P80
87693	P103
87913	P103
87943	P104
87993	P104
88111	P81
88112	P81
88141	P81
88142	P81
88191	P82
88192	P82
90011	P92
90012	P92
90013	P104
FL	P80
FS	P81
NL	P45
NS	P46
RL	P46
RS	P46



天翔机械

TIANXIANG MACHINE

地址：浙江省诸暨市店口镇任家坞工业区

Add : Ren Jia Wu Industrial , Diankou Town , Zhuji City , Zhejiang Province

电话/Tel: 0575-87605816

传真/Fax: 0575-87650578

手机/Cel: 13606857621 13857585272

邮箱/Email: zhouhangbo@zjtianxiang.com.cn

网址/Http: www.txfitting.com

